

QASS SMA to SMA

Features:
* Low VSWR

Applications:
* Wireless
* Transmitter
* Laboratory Test
* Radar



Electrical

Frequency: DC~26.5GHz
DC~18GHz (right angle)
VSWR: 1.15 typ.
1.2 max.
Impedance: 50Ω

Mechanical

RF Connectors: SMA
Mating Life Cycle: 500 cycles
Outer Conductor: SUS303 Stainless Steel
Dielectric: PEI or PTFE
Inner Conductor: Gold Plated Beryllium Copper

Environmental

Temperature: -55~+125°C

How To Order

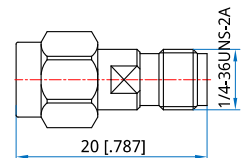
- QASS-MM** - SMA(m) to SMA(m), Outline A
- QASS-MF** - SMA(m) to SMA(f), Outline B
- QASS-FF** - SMA(f) to SMA(f), Outline C
- QASSR-MF** - SMA(m) to SMA(f) right angle, Outline D
- QASSR-MM** - SMA(m) to SMA(m) right angle, Outline E
- QASSR-FF** - SMA(f) to SMA(f) right angle, Outline F
- QASSL-FF** - SMA(f) to SMA(f) flange mount, Outline G
- QASSH-FF** - SMA(f) to SMA(f) bulk head, Outline H

Customization is available upon request.

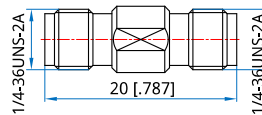
Outline Drawings



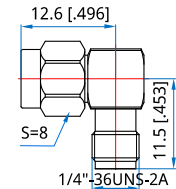
Outline A



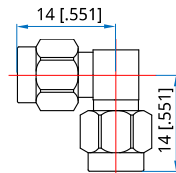
Outline B



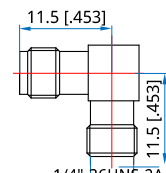
Outline C



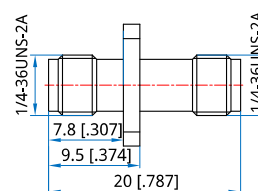
Outline D



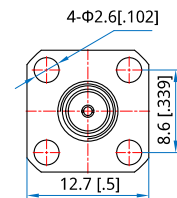
Outline E



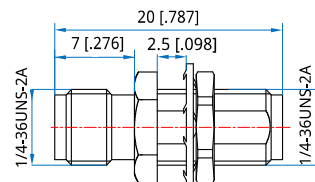
Outline F



Outline G



Outline H



Unit: mm [in]
Tolerance: ±0.2mm [±0.008in]