

# IEC NH FUSE SWITCH DISCONNECTORS





**NH FUSE SWITCH DISCONNECTOR**

**110 - 129**

MULTIBLOC® 000.ST8 .....	110
MULTIBLOC® 000.RST8 .....	110
MULTIBLOC® 00.ST8.....	111
MULTIBLOC® 00.ST9.....	114
MULTIBLOC® 00.RST9 .....	116
MULTIBLOC® 1.ST8.....	119
MULTIBLOC® 1.RST8 .....	122
MULTIBLOC® 2.ST8 .....	124
MULTIBLOC® 2.RST8.....	125
MULTIBLOC® 3.ST8 .....	127
MULTIBLOC® 4a.ST8.....	129



**NH VERTICAL FUSE SWITCH DISCONNECTOR**

**130 - 169**

MULTIVERT® 160A/60mm .....	130
MULTIVERT® 160A .....	132
MULTIVERT® 160A/185mm .....	138
MULTIVERT® 250A .....	143
MULTIVERT® 400A .....	149
MULTIVERT® 630A.....	156
MULTIVERT® 630A 4P (3P+N) .....	163
MULTIVERT® 800A, 1260A.....	164
MULTIVERT® 1260A, 1600A.....	165
MULTIVERT® 1000A.....	167
MULTIVERT® 630kVA/910A.....	168
MULTIVERT® 1250A .....	169
MULTIVERT® 1600A.....	169

MULTIVERT®  
MULTIBLOC®

## MULTIBLOC® 000.ST8

PRODUCT RANGE

Size 000, 100A, 690VAC, Design for Bottom Fitting, Triple Pole



C00ST601

**MULTIBLOC® 000.ST8 size 000 100 A, 690VAC bottom fitting, triple pole**

Catalog number	Item number	Poles	Cable termination components	Package	Weight
C00ST601	J1002118	3	6 frame clamps 1,5–50 mm <sup>2</sup>	1 piece	0.46 kg

## ACCESSORIES



C00SZAB

**Cover shields**

Catalog number	Item number	Design	Package	Weight
C00SZAB	Q1002170	cover shield 180 x 110 for 1switch	1 piece	27 g



C00SZDIN

**Installation devices**

Catalog number	Item number	Design	Package	Weight
C00SZDIN	Z1022970	adapter for installation on to DIN-rails in accordance with EN 50 022, 35 x 7,5 mm and 35 x 15 mm for 000.ST8 triple pole	1 piece	10 g



C00SZHID

**Indication facilities**

Catalog number	Item number	Design	Package	Weight
C00SZHID	R1022986	indicator for switch door position micro switch, 1 change-over contact 5 A, 250 V for MULTIBLOC® 000.ST8 1 set = 3 pieces	1 piece	60 g



C00SZLFA

**Insulated bus bars**

Catalog number	Item number	Design	Package	Weight
C00SZLFA	Q1022985	spare way cover for three poles of insulated bus bar	5 pieces	10 g

## MULTIBLOC® 000.RST8

Size 000, 100A, 690VAC, Design for bus bar installation, Triple Pole



1.002.571

**MULTIBLOC® 000.RST8 size 000 100 A, 690VAC bus bar installation, triple pole**

Catalog number	Item number	Poles	Cable termination components	Package	Weight
1.002.571	L1002166	3	3 frame clamps 2,5-50 mm <sup>2</sup> bottom terminal	1 piece	0.6 kg
1.002.572	L1023050	3	3 frame clamps 2,5-50 mm <sup>2</sup> top terminal	1 piece	0.62 kg

MERSEN reserves the right to change, update or correct, without notice, any information contained in this datasheet.

## MULTIBLOC® 000.RST8

ACCESSORIES

Size 000, 100A, 690VAC, Design for bus bar installation, Triple Pole



1.002.644

## Cover/shrouds for cable termination

Catalog number	Item number	Design	Package	Weight
1.002.644	N1022983	cover for cable terminal connection, 1 set = 2 pieces	1 set	68 g



1.002.643

## Indication facilities

Catalog number	Item number	Design	Package	Weight
1.002.643	T1022988	indicator for switch door position micro switch 1 change-over contact 5 A, 250 V for MULTIBLOC® 000.RST8 1 set = 3 pieces	1 piece	0.1 kg

## MULTIBLOC® 00.ST8

PRODUCT RANGE

Size 00 160A, 690VAC Bottom Fitting, 1-,2-,4-pole



1.000.053

## MULTIBLOC® 00.ST8 size 00 160A, 690VAC bottom fitting, single pole

Catalog number	Item number	Poles	Cable termination components	Design	Package	Weight
1.000.053	F229292	1	2 M8 terminal screws	-	1 piece	0.32 kg
1.000.054	E1022998	1	2 clamp straps Cu 4–70 mm <sup>2</sup>	-	1 piece	0.32 kg
1.000.114	F1022999	1	2 Al/Cu clamps 1,5–70 mm <sup>2</sup> round stranded, 95 mm <sup>2</sup> sectoral solid	-	1 piece	0.35 kg
1.001.817	G1023000	1	2 M8 terminal screws	for direct installation on to bus bars with M8 screw	1 piece	0.29 kg



1.001.817

## MULTIBLOC® 00.ST8 size 00 160A, 690VAC bottom fitting, double pole

Catalog number	Item number	Poles	Cable termination components	Design	Package	Weight
1.000.139	G229293	2	3 M8 terminal screws	2 poles	1 piece	0.62 kg
1.004.453	E1062213	2	3 M8 terminal screws	with ready fitted special solid link as neutral conductor in pole 2 for leading and lagging switching (right side)	1 piece	0.62 kg
1.000.140	H1023001	2	4 clamp straps Cu 4 –70 mm <sup>2</sup>	2 poles	1 piece	0.62 kg



1.000.139

## MULTIBLOC® 00.ST8

PRODUCT RANGE

Size 00 160A, 690VAC Bottom Fitting, 1-,2-,4-pole



1.000.141



1.002.377

## MULTIBLOC® 00.ST8 size 00 160A, 690VAC bottom fitting, quadruple pole

Catalog number	Item number	Poles	Cable termination components	Design	Package	Weight
1.000.141	J1023002	4	8 M8 terminal screws	pole 4 right side	1 piece	1.04 kg
1.000.142	K1023003	4	8 clamp straps Cu 4–70 mm <sup>2</sup>	pole 4 right side	1 piece	1.04 kg
1.001.575	L1023004	4	8 M8 terminal screws	pole 4 left side	1 piece	1.04 kg
1.002.377	T1002127	4	8 M8 terminal screws	with ready fitted special solid link as neutral conductor in pole 4 for leading and lagging switching	1 piece	1.8 kg
1.003.141	N1023006	4	8 clamp straps Cu 4-70 mm <sup>2</sup>	with ready fitted special solid link as neutral conductor in pole 4 for leading and lagging switching	1 piece	1.8 kg

## ACCESSORIES

## Cover shields



1.002.764

Catalog number	Item number	Design	Package	Weight
1.002.764	T1022965	cover shield for installation in distribution units size (width x height): 220 x 240 mm for one 00.ST8 quadruple pole	1 piece	93 g

## Cover/shrouds for cable termination



1.000.149

Catalog number	Item number	Design	Package	Weight
1.000.149	V229282	cover for cable terminal connection for 00.ST8 single pole, 1 set = 2 pieces	1 set	21 g
1.000.148	W229283	cover for cable terminal connection for 00.ST9 triple pole, 1 set = 2 pieces	1 set	43 g

## Installation devices



1.000.151



1.000.152

Catalog number	Item number	Design	Package	Weight
1.000.151	B229288	adapter for installation between DIN-rails in accordance with EN 60715, DIN-rail distance 125mm for 00.ST8 single pole	1 piece	80 g
1.000.152	C229289	adapter for installation between DIN-rails in accordance with EN 60715, DIN-rail distance 150mm for 00.ST8 single pole	1 piece	0.14 kg

## MULTIBLOC® 00.ST8

ACCESSORIES

Size 00 160A, 690VAC Bottom Fitting, 1-,2-,4-pole



MZ00HD

## Indication facilities

Catalog number	Item number	Design	Package	Weight
MZ00HD	V1022989	indicator for switch door position micro switch 1 "a" contact/ 1 "b" contact, 5 A, 250 V for MULTIBLOC® 00.ST8 1-, 2-, 4-pole	1 piece	90 g



1.000.155

## Locking and sealing devices/cover sealing device

Catalog number	Item number	Design	Package	Weight
1.000.155	L229297	cover sealing device-installation set for 00.ST8 1-, 2-, 4-pole and 1.ST8/RST8	1 piece	10 g



1.000.150

## Locking and sealing devices/locking device for window

Catalog number	Item number	Design	Package	Weight
1.000.150	K229296	locking device for window for 00.ST8 1-, 2-, 4-pole and 1./2.ST8/RST8 1 set = 3 pieces	1 set	20 g



00SZS



00SZESK

## Varieties of cable termination

Catalog number	Item number	Design	Package	Weight
00SZS	M229298	M8 terminal screw for switch gear size 00 1 set = 3 pieces	1 set	35 g
00SZESK	E214594	clamp strap Cu 4–70 mm <sup>2</sup> for switch gear size 00 1 set = 3 pieces	1 set	35 g
00SZA70	R211523	Al/Cu clamp 1,5–70 mm <sup>2</sup> for switch gear size 00 1 set = 3 pieces	1 set	75 g
1.003.571	V1033684	Al/Cu clamp 50 -95 mm <sup>2</sup> round stranded for switch gear size 00 1 set = 3 pieces	1 set	88 g
1.003.433	L1022958	triple clamp per pole 1.5 up to 16 mm <sup>2</sup> 1 set = 3 pieces	1 set	0.14 kg
00SZSV6	K1022957	V-shaped lug size 00, M8, for V-terminal clamp size 00 for switch gear size 00 with screw terminal supplementary set for V-terminal with V-terminal clamps 1 set = 3 pieces	1 set	0.13 kg



1.003.433



00SZSV6

## Neutral conductor

Catalog number	Item number	Design	Package	Weight
00SZNS	A1023086	neutral conductor support for lateral installation either left or right side of MULTIBLOC® size 00 cable termination clamp strap Cu 4-70 mm <sup>2</sup> round stranded/round solid	1 piece	83 g



00SZNS

## MULTIBLOC® 00.ST9

PRODUCT RANGE

Size 00, 160A, 690VAC, Design for Bottom Fitting, Triple Pole

## MULTIBLOC® 00.ST9 size 00 160A, 690VAC bottom fitting, triple pole



2.030.000



2.030.100



2.030.200

Catalog number	Item number	Poles	Cable termination components	Design	Package	Weight
2.030.000	P1023007	3	6 M8 terminal screws	-	1 piece	0.75 kg
2.030.100	V1023012	3	6 M8 terminal screws	with electronic fuse monitoring ESÜ installed (rated voltage = 525VAC)	1 piece	0.86 kg
2.030.200	C1023042	3	6 M8 terminal screws	with electro-mechanic fuse monitoring MZS installed (galvanic isolation)	1 piece	1.39 kg
2.030.300	D1023043	3	6 M8 terminal screws	fixed window to protect against unauthorized connection	1 piece	0.75 kg
2.031.000	E1023044	3	6 clamp straps Cu 4-70mm <sup>2</sup>	-	1 piece	0.75 kg
2.031.300	F1023045	3	6 clamp straps Cu 4-70mm <sup>2</sup>	fixed window to protect against unauthorized connection	1 piece	0.75 kg
2.032.000	G1023046	3	6 Al/Cu clamps 1,5-70 mm <sup>2</sup> round stranded, 95 mm <sup>2</sup> sectoral solid	-	1 piece	0.85 kg
2.033.000	H1023047	3	6 frame clamps Cu 2,5-70 mm <sup>2</sup> factory assembled	-	1 piece	0.7 kg
2.034.000	J1023048	3	3 M8 terminal screws, 3 clamp straps Cu 4-70mm <sup>2</sup>	-	1 piece	0.75 kg
2.035.000	K1023049	3	3 M8 terminal screws 3 Al/Cu clamps 1,5-70 mm <sup>2</sup> round stranded, 95 mm <sup>2</sup> sectoral solid	-	1 piece	0.75 kg



## MULTIBLOC® 00.ST9

ACCESSORIES

Size 00, 160A, 690VAC, Design for Bottom Fitting, Triple Pole



1.000.126

1.003.431



1.002.874



1.000.127



1.000.128



1.000.148



1.000.153



1.000.154



1.000.852

## Cover shields

Catalog number	Item number	Design	Package	Weight
1.000.126	Y229285	cover shield for installation in distribution units size (width x height): 123 x 190 mm for one 00.ST9/00.RST9	1 piece	22 g
1.003.431	N1022960	cover shield for installation in distribution units size (width x height): 123 x 210 mm for one 00.ST9/00.RST9	1 piece	30 g
1.002.874	S1022964	cover shield for installation in distribution units size (width x height): 231 x 210 mm for two 00.ST9/00.RST9	1 piece	57 g
1.000.127	Z229286	cover shield for installation in distribution units size (width x height): 231 x 190 mm for two 00.ST9/00.RST9	1 piece	46 g
1.000.128	A229287	cover shield for installation in distribution units size (width x height): 339 x 190 mm for three 00.ST9/00.RST9	1 piece	30 g
1.002.870	R1022963	cover shield for installation in distribution units size (width x height) 231 x 210 mm for one 00.ST9/00.RST9 + lateral spare way cover right side	1 piece	95 g

## Cover/shrouds for cable termination

Catalog number	Item number	Design	Package	Weight
1.000.148	W229283	cover for cable terminal connection for 00.ST9 triple pole, 1 set = 2 pieces	1 set	43 g

## Installation devices

Catalog number	Item number	Design	Package	Weight
1.000.153	C229887	adapter for installation between DIN-rails in accordance with EN 60715, DIN-rail distance 125mm for 00.ST9 triple pole	1 piece	0.24 kg
1.000.154	D229888	adapter for installation between DIN-rails in accordance with EN 60715, DIN-rail distance 150mm for 00.ST9 triple pole	1 piece	0.29 kg

## Indication facilities

Catalog number	Item number	Design	Package	Weight
1.000.852	Q1002285	indicator for switch door position micro switch, 1 change-over contact 5 A, 250 V	1 piece	90 g



## MULTIBLOC® 00.ST9

ACCESSORIES

Size 00, 160A, 690VAC, Design for Bottom Fitting, Triple Pole

## Varieties of cable termination



Catalog number	Item number	Design	Package	Weight
00SZS	M229298	M8 terminal screw for switch gear size 00 1 set = 3 pieces	1 set	35 g
00SZESK	E214594	clamp strap Cu 4–70 mm <sup>2</sup> for switch gear size 00 1 set = 3 pieces	1 set	35 g
00SZA70	R211523	Al/Cu clamp 1,5–70 mm <sup>2</sup> for switch gear size 00 1 set = 3 pieces	1 set	75 g
1.003.571	V1033684	Al/Cu clamp 50–95 mm <sup>2</sup> round stranded for switch gear size 00 1 set = 3 pieces	1 set	88 g
1.003.433	L1022958	triple clamp per pole 1.5 up to 16 mm <sup>2</sup> 1 set = 3 pieces	1 set	0.14 kg
00SZSV6	K1022957	V-shaped lug size 00, M8, for V-terminal clamp size 00 for switch gear size 00 with screw terminal supplementary set for V-terminal with V-terminal clamps 1 set = 3 pieces	1 set	0.13 kg

## Neutral conductor



Catalog number	Item number	Design	Package	Weight
00SZNS	A1023086	neutral conductor support for lateral installation either left or right side of MULTIBLOC® size 00 cable termination clamp strap Cu 4-70 mm <sup>2</sup> round stranded/round solid	1 piece	83 g

## MULTIBLOC® 00.RST9

PRODUCT RANGE

Size 00, 160A, 690VAC, Design for bus bar installation, Triple Pole



## MULTIBLOC® 00.RST9 size 00 160A, bus bar installation 40mm, triple pole

Catalog number	Item number	Poles	Bus bar installation	Cable termination components	Package	Weight
2.074.000	W1022990	3	40 mm clamping bar	3 M8 terminal screws 3 clamp straps 4-70 mm <sup>2</sup>	1 piece	1.06 kg

## MULTIBLOC® 00.RST9

PRODUCT RANGE

Size 00, 160A, 690VAC, Design for bus bar installation, Triple Pole

## MULTIBLOC® 00.RST9 size 00 160A, bus bar installation 60mm, triple pole



3.084.000



3.083.000



3.084.300



3.083.300



3.084.100



3.084.200

Catalog number	Item number	Poles	Bus bar installation	Cable termination components	Design	Package	Weight
3.084.000	Z1022993	3	60 mm snap on	3 M8 terminal screws 3 clamp straps 4–70 mm <sup>2</sup>	-	1 piece	0.93 kg
3.083.000	X1022991	3	60 mm snap on	3 frame clamps Cu 2,5-70 mm <sup>2</sup> factory assembled	-	1 piece	0.88 kg
3.084.300	D1022997	3	60 mm snap on	3 M8 terminal screws 3 clamp straps 4–70 mm <sup>2</sup>	fixed window to protect against unauthorized connection	1 piece	0.88 kg
3.083.300	Y1022992	3	60 mm snap on	3 frame clamps Cu 2,5-70 mm <sup>2</sup> factory assembled	fixed window to protect against unauthorized connection	1 piece	0.88 kg
3.084.100	B1022995	3	60 mm snap on	3 M8 terminal screws 3 clamp straps 4–70 mm <sup>2</sup>	with electronic fuse monitoring ESU installed (rated voltage = 525VAC)	1 piece	0.96 kg
3.084.200	C1022996	3	60 mm snap on	3 M8 terminal screws 3 clamp straps 4–70 mm <sup>2</sup>	with electro-mechanic fuse monitoring MZS installed (galvanic isolation)	1 piece	1.46 kg

## MULTIBLOC® 00.RST9

ACCESSORIES

Size 00, 160A, 690VAC, Design for bus bar installation, Triple Pole



1.000.126

1.003.431



1.002.874



1.000.127



1.000.128



1.000.148



1.000.852



1.000.157

## Cover shields

Catalog number	Item number	Design	Package	Weight
1.000.126	Y229285	cover shield for installation in distribution units size (width x height): 123 x 190 mm for one 00.ST9/00.RST9	1 piece	22 g
1.003.431	N1022960	cover shield for installation in distribution units size (width x height): 123 x 210 mm for one 00.ST9/00.RST9	1 piece	30 g
1.002.874	S1022964	cover shield for installation in distribution units size (width x height): 231 x 210 mm for two 00.ST9/00.RST9	1 piece	57 g
1.000.127	Z229286	cover shield for installation in distribution units size (width x height): 231 x 190 mm for two 00.ST9/00.RST9	1 piece	46 g
1.000.128	A229287	cover shield for installation in distribution units size (width x height): 339 x 190 mm for three 00.ST9/00.RST9	1 piece	30 g
1.002.870	R1022963	cover shield for installation in distribution units size (width x height) 231 x 210 mm for one 00.ST9/00.RST9 + lateral spare way cover right side	1 piece	95 g

## Cover/shrouds for cable termination

Catalog number	Item number	Design	Package	Weight
1.000.148	W229283	cover for cable terminal connection for 00.ST9 triple pole, 1 set = 2 pieces	1 set	43 g
1.003.325	F1023114	bus bar touch protection for 00.RST9	1 piece	25 g

## Indication facilities

Catalog number	Item number	Design	Package	Weight
1.000.852	Q1002285	indicator for switch door position micro switch, 1 change-over contact 5 A, 250 V	1 piece	90 g
1.000.157	S1022987	indicator for switch door position micro switch 1 "a" contact/ 1 "b" contact, 5 A, 250 V for MULTIBLOC® 00.RST9 for 40 mm bus bar system	1 piece	0.1 kg

## MULTIBLOC® 00.RST9

ACCESSORIES

Size 00, 160A, 690VAC, Design for bus bar installation, Triple Pole

## Varieties of cable termination



Catalog number	Item number	Design	Package	Weight
00SZS	M229298	M8 terminal screw for switch gear size 00 1 set = 3 pieces	1 set	35 g
00SZESK	E214594	clamp strap Cu 4–70 mm <sup>2</sup> for switch gear size 00 1 set = 3 pieces	1 set	35 g
00SZA70	R211523	Al/Cu clamp 1,5–70 mm <sup>2</sup> for switch gear size 00 1 set = 3 pieces	1 set	75 g
1.003.571	V1033684	Al/Cu clamp 50–95 mm <sup>2</sup> round stranded for switch gear size 00 1 set = 3 pieces	1 set	88 g
1.003.433	L1022958	triple clamp per pole 1.5 up to 16 mm <sup>2</sup> 1 set = 3 pieces	1 set	0.14 kg
00SZSV6	K1022957	V-shaped lug size 00, M8, for V-terminal clamp size 00 for switch gear size 00 with screw terminal supplementary set for V-terminal with V-terminal clamps 1 set = 3 pieces	1 set	0.13 kg

MULTIVERT  
MULTIBLOC®

## MULTIBLOC® 1.ST8

PRODUCT RANGE

Size 1, 250A, 690VAC, Design for Bottom Fitting, 1,-2,-3,-4-pole

## MULTIBLOC® 1.ST8 size 1 250A, 690VAC bottom fitting, single pole



Catalog number	Item number	Poles	Cable termination components	Design	Package	Weight
1.000.388	Q229876	1	2 M10 terminal screws	-	1 piece	1 kg
1.001.818	S1023056	1	2 M10 terminal screws	for direct installation on to bus bars with M10 screws	1 piece	0.91 kg



## MULTIBLOC® 1.ST8 size 1 250A, 690VAC bottom fitting, double pole



Catalog number	Item number	Poles	Cable termination components	Package	Weight
1.000.397	R229877	2	4 M10 terminal screws	1 piece	2.06 kg

## MULTIBLOC® 1.ST8

PRODUCT RANGE

Size 1, 250A, 690VAC, Design for Bottom Fitting, 1-,2-,3-,4-pole



1.000.299



1.002.711

**MULTIBLOC® 1.ST8 size 1 250A, 690VAC bottom fitting, triple pole**

Catalog number	Item number	Poles	Cable termination components	Design	Package	Weight
1.000.299	S229878	3	6 M10 terminal screws	-	1 piece	2.42 kg
1.001.239	V1023058	3	3 clamp straps 70–150 mm <sup>2</sup> 3 M10 terminal screws	-	1 piece	2.42 kg
1.002.562	W1023059	3	6 clamp straps 70-150 mm <sup>2</sup>	-	1 piece	2.42 kg
1.002.711	X1023060	3	6 M10 terminal screws	with electronic fuse monitoring ESÜ installed (rated voltage=525VAC)	1 piece	2.64 kg
1.000.831	T1023057	3	6 M10 terminal screws	with electro-mechanic fuse monitoring MZS installed (galvanic isolation)	1 piece	3.13 kg



1.000.405

**MULTIBLOC® 1.ST8 size 1 250A, 690VAC bottom fitting, quadruple pole**

Catalog number	Item number	Poles	Cable termination components	Design	Package	Weight
1.000.405	Y1023061	4	8 M10 terminal screws	-	1 piece	3.4 kg
1.002.378	V1002128	4	8 M10 terminal screws	with ready fitted special solid link as neutral conductor in pole 4 for leading and lagging switching	1 piece	3.55 kg

## ACCESSORIES



1.000.353



1.002.351

**Cover shields**

Catalog number	Item number	Design	Package	Weight
1.000.353	Z229884	cover shield for installation in distribution units size (width x height): 210 x 260 mm for one 1.ST8/1.RST8 triple pole	1 piece	68 g
1.002.351	X1022968	cover shield for installation in distribution units size (width x height): 230 x 283 mm for one 1.ST8/1.RST8 triple pole	1 piece	90 g

## MULTIBLOC® 1.ST8

ACCESSORIES

Size 1, 250A, 690VAC, Design for Bottom Fitting, 1-,2-,3-,4-pole



1.000.354



1.003.402



1.002.592



1.002.501

## Cover/shrouds for cable termination

Catalog number	Item number	Design	Package	Weight
1.000.354	W229881	cover for cable terminal connection for 1.ST8 single pole, 1 set = 2 pieces	1 set	0.19 kg
1.000.382	V229880	cover for cable terminal connection for 1.ST8 triple pole, 1 set = 2 pieces	1 set	0.29 kg
1.003.402	M1022982	cover for cable terminal connection for 1.ST8 quadruple pole	1 piece	0.13 kg
1.002.592	G1023437	bus bar touch protection for bus bar adapter size 1, 1 set = 2 pieces	1 set	0.20 kg

## Adapter für installation on to bus bars with clamp terminal

Catalog number	Item number	Design	Package	Weight
1.002.501	C1023088	bus bar adapter size 1 with clamp terminal for MULTIBLOC® 1.ST8 triple pole for bus bar system 100 mm	1 piece	1.23 kg

## Installation devices

Catalog number	Item number	Design	Package	Weight
1.000.383	E229291	adapter for installation on to DIN-rails in accordance with EN 60 715-150 mm for 1.ST8 triple pole	1 piece	3.1 kg
1.000.384	D229290	adapter for installation on to DIN-rails in accordance with EN 60 715-125 mm for 1.ST8 triple pole	1 piece	3.1 kg
1.000.402	A229885	adapter for installation on to DIN-rails in accordance with EN 60 715-125 mm for 1.ST8 single pole	1 piece	0.16 kg
1.000.403	B229886	adapter for installation on to DIN-rails in accordance with EN 60 715-150 mm for 1.ST8 single pole	1 piece	0.19 kg

## Indication facilities

Catalog number	Item number	Design	Package	Weight
1.000.852	Q1002285	indicator for switch door position micro switch, 1 change-over contact 5 A, 250 V	1 piece	90 g



1.000.383



1.000.384



1.000.402



1.000.403



1.000.852

MERSEN reserves the right to change, update or correct, without notice, any information contained in this datasheet.

## MULTIBLOC® 1.ST8

ACCESSORIES

Size 1, 250A, 690VAC, Design for Bottom Fitting, 1-,2-,3-,4-pole



1.000.155

## Locking and sealing devices/cover sealing device

Catalog number	Item number	Design	Package	Weight
1.000.155	L229297	cover sealing device-installation set for 00.ST8 1-, 2-, 4-pole and 1.ST8/RST8	1 piece	10 g



1.000.150

## Locking and sealing devices/locking device for window

Catalog number	Item number	Design	Package	Weight
1.000.150	K229296	locking device for window for 00.ST8 1-, 2-, 4-pole and 1./2.ST8/RST8 1 set = 3 pieces	1 set	20 g



1.000.420

## Varieties of cable termination

Catalog number	Item number	Design	Package	Weight
1.000.420	E229889	clamp strap 70–150 mm <sup>2</sup> for 1.ST8 1- 4-pole + 1.RST8, 1 set = 3 pieces	1 set	0.14 kg
1.001.830	J1023117	V-shaped lug size 1, M8, for V-terminal clamp size 1 for 1.ST8 1- to 4-pole + 1.RST8, supplementary set for V-terminal with use of V-clamps 1 set = 3 pieces	1 set	90 g



1.001.830

## MULTIBLOC® 1.RST8

PRODUCT RANGE

Size 1, 250A, 690VAC, Design for bus bar installation, Triple Pole

## MULTIBLOC® 1.RST8 size 1 250A, 690VAC bus bar installation, triple pole



1.000.323



1.000.855

Catalog number	Item number	Poles	Cable termination components	Design	Package	Weight
1.000.323	T229879	3	3 M10 terminal screws	-	1 piece	3.09 kg
1.001.294	Q1023054	3	3 clamp straps 70–150 mm <sup>2</sup>	-	1 piece	3.06 kg
1.003.134	R1023055	3	3 M10 terminal screws	with electronic fuse monitoring ESÜ installed (rated voltage = 525VAC)	1 piece	3.14 kg
1.000.855	M1023051	3	3 M10 terminal screws	with electro-mechanic fuse monitoring MZS installed (galvanic isolation)	1 piece	3.8 kg
1.000.936	P1023053	3	6 M10 terminal screws	main incomer	1 piece	4.68 kg



## MULTIBLOC® 1.RST8

ACCESSORIES

Size 1, 250A, 690VAC, Design for bus bar installation, Triple Pole



1.000.353



1.002.351

## Cover shields

Catalog number	Item number	Design	Package	Weight
1.000.353	Z229884	cover shield for installation in distribution units size (width x height): 210 x 260 mm for one 1.ST8/1.RST8 triple pole	1 piece	68 g
1.002.351	X1022968	cover shield for installation in distribution units size (width x height): 230 x 283 mm for one 1.ST8/1.RST8 triple pole	1 piece	90 g



1.000.382

## Cover/shrouds for cable termination

Catalog number	Item number	Design	Package	Weight
1.000.382	V229880	cover for cable terminal connection for 1.ST8 triple pole, 1 set = 2 pieces	1 set	0.29 kg
1.003.329	G1023115	bus bar touch protection for 1.RST8	1 piece	82 g



1.000.852

## Indication facilities

Catalog number	Item number	Design	Package	Weight
1.000.852	Q1002285	indicator for switch door position micro switch, 1 change-over contact 5 A, 250 V	1 piece	90 g



1.000.155

## Locking and sealing devices/cover sealing device

Catalog number	Item number	Design	Package	Weight
1.000.155	L229297	cover sealing device-installation set for 00.ST8 1-, 2-, 4-pole and 1.ST8/RST8	1 piece	10 g



1.000.150

## Locking and sealing devices/locking device for window

Catalog number	Item number	Design	Package	Weight
1.000.150	K229296	locking device for window for 00.ST8 1-, 2-, 4-pole and 1./2.ST8/RST8 1 set = 3 pieces	1 set	20 g



1.000.420

## Varieties of cable termination

Catalog number	Item number	Design	Package	Weight
1.000.420	E229889	clamp strap 70–150 mm <sup>2</sup> for 1.ST8 1- 4-pole + 1.RST8, 1 set = 3 pieces	1 set	0.14 kg
1.001.830	J1023117	V-shaped lug size 1, M8, for V-terminal clamp size 1 for 1.ST8 1- to 4-pole + 1.RST8, supplementary set for V-terminal with use of V-clamps 1 set = 3 pieces	1 set	90 g



1.001.830

## MULTIBLOC® 2.ST8

PRODUCT RANGE

Size 2, 400A, 690VAC, Design for Bottom Fitting, 3-,4-pole

## MULTIBLOC® 2.ST8 size 2 400A, 690VAC bottom fitting, triple pole



1.000.504



1.002.712

Catalog number	Item number	Poles	Cable termination components	Design	Package	Weight
1.000.504	W1002129	3	6 M10 terminal screws	-	1 piece	3.5 kg
1.001.240	F1023068	3	3 clamp straps 120–240 mm <sup>2</sup> 3 M10 terminal screws	-	1 piece	3.5 kg
1.002.563	G1023069	3	6 clamp straps 120–240 mm <sup>2</sup>	-	1 piece	3.5 kg
1.002.712	H1023070	3	6 M10 terminal screws	with electronic fuse monitoring ESÜ installed (rated voltage=525VAC)	1 piece	3.6 kg
1.000.832	E1023067	3	6 M10 terminal screws	with electro-mechanic fuse monitoring MZS installed (galvanic isolation)	1 piece	4.25 kg



1.001.688

## MULTIBLOC® 2.ST8 size 2 400A, 690VAC bottom fitting, quadruple pole

Catalog number	Item number	Poles	Cable termination components	Design	Package	Weight
1.001.688	J1023071	4	8 M10 terminal screws	-	1 piece	5.04 kg
1.002.379	Y1002131	4	8 M10 terminal screws	with ready fitted special solid link as neutral conductor in pole 4 for leading and lagging switching	1 piece	5.26 kg

## ACCESSORIES



1.000.863

## Cover shields

Catalog number	Item number	Design	Package	Weight
1.000.863	V1002174	cover shield for installation in distribution units size (width x height): 230 x 300 mm for one 2.ST8/2.RST8 triple pole	1 piece	0.10 kg
1.002.352	Y1022969	cover shield for installation in distribution units size (width x height): 234 x 310 mm for one 2.ST8/2.RST8 triple pole	1 piece	0.11 kg



1.003.255

## Cover/shrouds for cable termination

Catalog number	Item number	Design	Package	Weight
1.003.255	K1022980	cover for cable terminal connection for 2.ST8 quadruple pole	1 piece	0.16 kg
1.000.861	N1002168	cover for cable terminal connection for 2.ST8 triple pole, 1 set = 2 pieces	1 set	0.31 kg
1.002.593	J1023439	bus bar touch protection for bus bar adapter size 2, 1 set = 2 pieces	1 set	0.26 kg



1.002.593

MERSEN reserves the right to change, update or correct, without notice, any information contained in this datasheet.

MULTIBLOC® 2.ST8

ACCESSORIES

Size 2, 400A, 690VAC, Design for Bottom Fitting, 3-,4-pole



1.002.502

Adapter für installation on to bus bars with clamp terminal

Catalog number	Item number	Design	Package	Weight
1.002.502	C1023111	bus bar adapter size 2 with clamp terminal for MULTIBLOC® 2.ST8 triple pole for bus bar system 100 mm	1 piece	1.25 kg



1.000.852

Indication facilities

Catalog number	Item number	Design	Package	Weight
1.000.852	Q1002285	indicator for switch door position micro switch, 1 change-over contact 5 A, 250 V	1 piece	90 g



1.000.150

Locking and sealing devices/locking device for window

Catalog number	Item number	Design	Package	Weight
1.000.150	K229296	locking device for window for 00.ST8 1-, 2-, 4-pole and 1./2.ST8/RST8 1 set = 3 pieces	1 set	20 g



Varieties of cable termination

Catalog number	Item number	Design	Package	Weight
1.001.237	B1002180	clamp strap size 2 120–240 mm <sup>2</sup> , 1 set = 3 pieces	1 set	0.26 kg
13SZAV6	K1023118	V-terminal size 1,2,3; M12, for V-terminal clamps size 1,2,3 for MULTIBLOC® size 2 supplementary set for V-terminal with use of V-clamps 1 set = 3 pieces	1 set	0.27 kg
13SZAD6	A1022971	M12 terminal lugs for M12 double terminal for MULTIBLOC® size 2 and 3 1 set = 3 pieces	1 set	0.26 kg

MULTIBLOC® 2.RST8

PRODUCT RANGE

Size 2, 400A, 690VAC, Design for bus bar installation, Triple Pole



1.003.135

MULTIBLOC® 2.RST8 size 2 400A, 690VAC bus bar installation, triple pole

Catalog number	Item number	Poles	Cable termination components	Design	Package	Weight
1.000.704	M1002167	3	3 M10 terminal screws	-	1 piece	4.77 kg
1.001.295	C1023065	3	3 clamp straps 120–240 mm <sup>2</sup>	-	1 piece	4.61 kg
1.003.135	D1023066	3	3 M10 terminal screws	with electronic fuse monitoring ESÜ installed (rated voltage = 525VAC)	1 piece	4.6 kg
1.000.856	Z1023062	3	3 M10 terminal screws	with electro-mechanic fuse monitoring MZS installed (galvanic isolation)	1 piece	5.28 kg
1.001.028	A1023063	3	6 M10 terminal screws	main incomer	1 piece	5.74 kg

MERSEN reserves the right to change, update or correct, without notice, any information contained in this datasheet.

MULTIVERT®  
MULTIBLOC®

## MULTIBLOC® 2.RST8

ACCESSORIES

Size 2, 400A, 690VAC, Design for bus bar installation, Triple Pole



1.000.863

## Cover shields

Catalog number	Item number	Design	Package	Weight
1.000.863	V1002174	cover shield for installation in distribution units size (width x height): 230 x 300 mm for one 2.ST8/2.RST8 triple pole	1 piece	0.10 kg
1.002.352	Y1022969	cover shield for installation in distribution units size (width x height): 234 x 310 mm for one 2.ST8/2.RST8 triple pole	1 piece	0.11 kg



1.003.347

## Cover/shrouds for cable termination

Catalog number	Item number	Design	Package	Weight
1.000.861	N1002168	cover for cable terminal connection for 2.ST8 triple pole, 1 set = 2 pieces	1 set	0.31 kg
1.003.347	H1023116	bus bar touch protection for 2.RST8	1 piece	97 g



1.000.852

## Indication facilities

Catalog number	Item number	Design	Package	Weight
1.000.852	Q1002285	indicator for switch door position micro switch, 1 change-over contact 5 A, 250 V	1 piece	90 g



1.000.150

## Locking and sealing devices/locking device for window

Catalog number	Item number	Design	Package	Weight
1.000.150	K229296	locking device for window for 00.ST8 1-, 2-, 4-pole and 1./2.ST8/RST8 1 set = 3 pieces	1 set	20 g



1.001.237



13SZAV6



13SZAD6

## Varieties of cable termination

Catalog number	Item number	Design	Package	Weight
1.001.237	B1002180	clamp strap size 2 120–240 mm <sup>2</sup> , 1 set = 3 pieces	1 set	0.26 kg
13SZAV6	K1023118	V-terminal size 1,2,3; M12, for V-terminal clamps size 1,2,3 for MULTIBLOC® size 2 supplementary set for V-terminal with use of V-clamps 1 set = 3 pieces	1 set	0.27 kg
13SZAD6	A1022971	M12 terminal lugs for M12 double terminal for MULTIBLOC® size 2 and 3 1 set = 3 pieces	1 set	0.26 kg

MULTIBLOC® 3.ST8

PRODUCT RANGE

Size 3, 630A, 690VAC, Design for Bottom Fitting, 3-,4-pole

**MULTIBLOC® 3.ST8 size 3 630A, 690VAC bottom fitting, triple pole**



1.001.125



1.002.713

Catalog number	Item number	Poles	Cable termination components	Design	Package	Weight
1.001.125	C1002135	3	6 M12 terminal screws	-	1 piece	4.94 kg
1.001.241	L1023073	3	3 clamp straps 150–300 mm <sup>2</sup> 3 M12 terminal screws	-	1 piece	5.13 kg
1.002.713	M1023074	3	6 M12 terminal screws	with electronic fuse monitoring ESÜ installed (rated voltage=525VAC)	1 piece	5.5 kg
1.001.150	K1023072	3	6 M12 terminal screws	with electro-mechanic fuse monitoring MZS installed (galvanic isolation)	1 piece	5.74 kg

**MULTIBLOC® 3.ST8 size 3 630A, 690VAC bottom fitting, quadruple pole**



1.001.904

Catalog number	Item number	Poles	Cable termination components	Design	Package	Weight
1.001.904	N1023075	4	8 M12 terminal screws	-	1 piece	7.44 kg
1.002.661	P1023076	4	8 M12 terminal screws	with ready fitted special solid link as neutral conductor in pole 4 for leading and lagging switching	1 piece	7.71 kg

ACCESSORIES



1.002.353

**Cover shields**

Catalog number	Item number	Design	Package	Weight
1.002.353	W1002175	cover shield for installation in distribution units size (width x height): 287 x 330 mm for one 3.ST8 triple pole	1 piece	0.13 kg

**Cover/shrouds for cable termination**



1.000.893



1.003.319

Catalog number	Item number	Design	Package	Weight
1.000.893	P1002169	cover for cable terminal connection for 3.ST8 triple pole, 1 set = 2 pieces	1 set	0.50 kg
1.003.319	L1022981	cover for cable terminal connection for 3.ST8 quadruple pole	1 piece	0.25 kg

MERSEN reserves the right to change, update or correct, without notice, any information contained in this datasheet.

## MULTIBLOC® 3.ST8

ACCESSORIES

Size 3, 630A, 690VAC, Design for Bottom Fitting, 3-,4-pole



1.002.490

## Adapter für installation on to bus bars with clamp terminal

Catalog number	Item number	Design	Package	Weight
1.002.490	D1023112	bus bar adapter size 3 with clamp terminal for MULTIBLOC® 3.ST8 triple pole for bus bar system 60 mm	1 piece	1.17 kg
1.002.503	E1023113	bus bar adapter size 3 with clamp terminal for MULTIBLOC® 3.ST8 triple pole for bus bar system 100 mm	1 piece	1.28 kg



1.000.852

## Indication facilities

Catalog number	Item number	Design	Package	Weight
1.000.852	Q1002285	indicator for switch door position micro switch, 1 change-over contact 5 A, 250 V	1 piece	90 g



1.001.238

## Varieties of cable termination

Catalog number	Item number	Design	Package	Weight
1.001.238	C1002181	clamp strap size 3 150–300 mm <sup>2</sup> , 1 set = 3 pieces	1 set	0.32 kg
13SZAD6	A1022971	M12 terminal lugs for M12 double terminal for MULTIBLOC® size 2 and 3 1 set = 3 pieces	1 set	0.26 kg

## MULTIBLOC® 4a.ST8

PRODUCT RANGE

Size 4a, 400VAC, 1250A, Design for Bottom Fitting, 1-, 3-pole



1.000.083

**MULTIBLOC® 4a.ST8 size 4a 1250A, 400VAC bottom fitting, single pole**

Catalog number	Item number	Poles	Cable termination components	Package	Weight
1.000.083	T1023080	1	M16 terminal screws	1 piece	4.1 kg



1.000.089

**MULTIBLOC® 4a.ST8 size 4a 1250A, 400VAC bottom fitting, triple pole**

Catalog number	Item number	Poles	Cable termination components	Design	Package	Weight
1.000.089	V1023081	3	M16 terminal screws	single pole switching	1 piece	12.5 kg
1.000.090	W1023082	3	M16 terminal screws	triple pole switching	1 piece	12.5 kg

## MULTIBLOC® 4a.ST8

Size 4a, 690VAC, 1600A, 690VAC, Design for Bottom Fitting, 1-, 3-pole



1.000.084

**MULTIBLOC® 4a.ST8 size 4a 1600A, 690VAC bottom fitting, single pole**

Catalog number	Item number	Poles	Cable termination components	Package	Weight
1.000.084	X1023083	1	2xM12 terminal screws	1 piece	5 kg



1.000.091

**MULTIBLOC® 4a.ST8 size 4a 1600A, 690VAC bottom fitting, triple pole**

Catalog number	Item number	Poles	Cable termination components	Design	Package	Weight
1.000.091	Y1023084	3	2xM12 terminal screws	single pole switching	1 piece	13.7 kg
1.000.092	Z1023085	3	2xM12 terminal screws	triple pole switching	1 piece	13.9 kg



## MULTIVERT® 160A/60mm

PRODUCT RANGE

Size 00, 690VAC, Triple Pole Switching

## MULTIVERT® 160 A size 00 60 mm bus bar system 1 x triple pole switching



1.000.909

Catalog number	Item number	Cable termination components	Design	Package	Weight
1.000.909	E1002183	3 M8 terminal screws/3 clamp straps 4-70 mm <sup>2</sup>	bottom terminal with cover shroud MZ00KH	1 piece	1.45 kg
1.002.489	Z1023154	3 frame clamps Cu 2,5-70 mm <sup>2</sup>	bottom terminal with cover shroud MZ00KH	1 piece	1.3 kg
1.003.140	A1023155	3 M8 terminal screws/3 clamp straps 4-70 mm <sup>2</sup>	bottom terminal MULTIVERT® 1.000.909 with cabling of instrument leads	1 piece	1.5 kg
1.003.307	C1023157	3 M8 terminal screws/3 clamp straps 4-70 mm <sup>2</sup>	top terminal with cover shroud MZ00KH	1 piece	1.5 kg
1.003.308	D1023158	3 M8 terminal screws/3 clamp straps 4-70 mm <sup>2</sup>	top terminal MULTIVERT® 1.003.307 with cabling of instrument leads	1 piece	1.5 kg
1.003.309	E1023159	3 frame clamps Cu 2,5-70 mm <sup>2</sup>	top terminal with cover shroud MZ00KH	1 piece	1.3 kg

## ACCESSORIES



MZ00KH



MZ00KA

## Cover/shrouds for cable termination

Catalog number	Item number	Design	Package	Weight
MZ00KH	F1023298	cover shroud length 106 mm for MULTIVERT®/BSL 160 A	1 piece	20 g
MZ00KA	L1023464	extended cover shroud for cover shroud MZ00KH	1 piece	40 g
1.000.915	H1023300	cover shroud for MULTIVERT®/BSL 160 A with V-terminal	1 piece	50 g



MZAW

## Covers/level &amp; system adjustment covers

Catalog number	Item number	Design	Package	Weight
MZ00AAD	X214081	2 piece adjustment, with integrated area for labeling to adapt to MULTIVERT® for 185 mm bus bar system	1 set	0.1 kg
MZAW	D218687	support angle for support of cover plate 1 set = 4 pieces	1 set	27 g

# MULTIVERT® 160A/60mm

## Size 00, 690VAC, Triple Pole Switching

ACCESSORIES



1.002.939



1.000.852

**Indication facilities**

Catalog number	Item number	Design	Package	Weight
1.002.939	Y1023452	electronic fuse monitoring ESÜ size 00 for MULTIVERT® 160 A with cabling of instrument leads (rated voltage 525VAC)	1 piece	0.66 kg
MZ00ESM	D228761	Electronic System Monitor ESM size 00 for MULTIVERT® 160 A with cabling of instrument leads	1 piece	0.35 kg
1.000.852	Q1002285	indicator for switch door position micro switch, 1 change-over contact 5 A, 250 V	1 piece	90 g



1.000.107



1.000.101

**Amperemeter units**

Catalog number	Item number	Design	Package	Weight
1.000.106	R1023285	size 00, 100 A, with drag indicator, triple pole measurement (optional L1, L2, L3)	1 piece	0.34 kg
1.000.107	S1023286	size 00, 150 A, with drag indicator, triple pole measurement (optional L1, L2, L3)	1 piece	0.34 kg
1.000.100	K1023279	size 00, 100 A, with drag indicator, single pole measurement	1 piece	0.34 kg
1.000.101	L1023280	size 00, 150 A, with drag indicator, single pole measurement	1 piece	0.34 kg



MZ00BT2

**Labelling facilities**

Catalog number	Item number	Design	Package	Weight
MZ00BT2	K215611	label holder size 00	1 piece	10 g



00SZS



00SZESK

**Varieties of cable termination**

Catalog number	Item number	Design	Package	Weight
00SZS	M229298	M8 terminal screw for switch gear size 00 1 set = 3 pieces	1 set	35 g
00SZESK	E214594	clamp strap Cu 4-70 mm² for switch gear size 00 1 set = 3 pieces	1 set	35 g
00SZA70	R211523	Al/Cu clamp 1,5-70 mm² for switch gear size 00 1 set = 3 pieces	1 set	75 g
1.003.571	V1033684	Al/Cu clamp 50-95 mm² round stranded for switch gear size 00 1 set = 3 pieces	1 set	88 g
1.003.433	L1022958	triple clamp per pole 1.5 up to 16 mm² 1 set = 3 pieces	1 set	0.14 kg
00SZVK1	D1023434	V-terminal clamp size 00, 10-70 mm² round stranded, 10-95 mm² round solid, 35-95 mm² single stranded, 50-95 mm² single solid, M = 12 Nm	30	0.4 kg
1.000.098	E1023435	insulation cap for V-terminal clamp size 00	12/120	2 g



1.003.433



00SZVK1



1.000.098

## MULTIVERT® 160A

PRODUCT RANGE

Size 00, 690VAC, Triple Pole Switching

## MULTIVERT® 160 A size 00 100 mm bus bar system 1 x triple pole switching



1.000.900 1.000.903



1.000.905

Catalog number	Item number	Cable termination components	Design	Package	Weight
1.000.900	F1002184	3 M8 terminal screws	with cover shroud MZ00KH	1 piece	1.12 kg
1.000.901	X1023129	3 clamp straps Cu 4-70 mm <sup>2</sup>	with cover shroud MZ00KH	1 piece	1.12 kg
1.000.902	Z1023131	3 Al/Cu clamps 1,5-70 mm <sup>2</sup>	with cover shroud MZ00KH	1 piece	1.12 kg
1.000.903	A1023132	with V-terminal for V-terminal clamps size 00	with cover shroud 1.000.915	1 piece	1.12 kg
1.000.904	B1023133	3 frame clamps Cu 2,5-70 mm <sup>2</sup>	with cover shroud MZ00KH	1 piece	1.1 kg
1.000.905	G1002185	3 M8 terminal screws	MULTIVERT® 1.000.900 with cabling of instrument leads	1 piece	1.47 kg
1.000.906	C1023134	3 clamp straps Cu 4-70 mm <sup>2</sup>	MULTIVERT® 1.000.901 with cabling of instrument leads	1 piece	1.47 kg
1.000.907	D1023135	3 Al/Cu clamps 1,5-70 mm <sup>2</sup>	MULTIVERT® 1.000.902 with cabling of instrument leads	1 piece	1.47 kg
1.000.908	E1023136	with V-terminal for V-terminal clamps size 00	MULTIVERT® 1.000.903 with cabling of instrument leads	1 piece	1.47 kg
1.002.437	Y1023130	3 frame clamps Cu 2,5-70 mm <sup>2</sup>	MULTIVERT® 1.000.904 with cabling of instrument leads	1 piece	1.18 kg

## MULTIVERT® 160 A size 00 185 mm bus bar system 1 x triple pole switching



1.001.339

Catalog number	Item number	Cable termination components	Design	Package	Weight
1.001.339	Y1023153	3 M8 terminal screws	including adjustment cover art.no. MZ00AAD and adapter 1.001.298	1 piece	1.8 kg

## ACCESSORIES

## Cover/shrouds for cable termination



MZ00KH

MZ00KA

Catalog number	Item number	Design	Package	Weight
MZ00KH	F1023298	cover shroud length 106 mm for MULTIVERT®/BSL 160 A	1 piece	20 g
MZ00KA	L1023464	extended cover shroud for cover shroud MZ00KH	1 piece	40 g
1.000.915	H1023300	cover shroud for MULTIVERT®/BSL 160 A with V-terminal	1 piece	50 g

## MULTIVERT® 160A

Size 00, 690VAC, Triple Pole Switching

ACCESSORIES



MZAW

## Covers/level &amp; system adjustment covers

Catalog number	Item number	Design	Package	Weight
MZ00AAD	X214081	2 piece adjustment, with integrated area for labeling to adapt to MULTIVERT® for 185 mm bus bar system	1 set	0.1 kg
MZAW	D218687	support angle for support of cover plate 1 set = 4 pieces	1 set	27 g



MZ00LPAP

MZ01LPAP

1.002.493

## Covers/spare way covers

Catalog number	Item number	Design	Application	Package	Weight
MZ00LPAP	B1023409	spare way cover without level adjustment width 50 mm, length 320 mm for single adapter MZ00ESA and double adapter MZ00DSA including fixing material	bus bar system 100 mm	1 piece	50 g
MZ01LPAP	C1023410	spare way cover without level adjustment width 50 mm, length 500 mm including fixing material	bus bar system 185 mm	1 piece	60 g
1.002.493	N1002283	spare way cover width 50 mm, length 630 mm for covering of open installation spaces in distribution units with central cover	bus bar system 185 mm	1 piece	0.14 kg
1.002.830	E1023412	spare way cover width 50 mm, length 630 mm with level adjustment 123 mm for bus bar installation, set = cover + fixing set (2 distance pieces, 2 screw rivets)	bus bar system 185 mm	1 set	0.20 kg



1.002.830



OOSZRK3



1.002.646

## Installation devices/bus bar installation

Catalog number	Item number	Design	Package	Weight
OOSZRK3	K215105	hooked clamp size 00, M = 5 Nm 1 set = 3 pieces	1 set	0.10 kg
1.002.646	W1023450	M10 insert nut, size 00 1 set = 30 pieces	1 set	0.12 kg

MERSEN reserves the right to change, update or correct, without notice, any information contained in this datasheet.

## MULTIVERT® 160A

Size 00, 690VAC, Triple Pole Switching

ACCESSORIES



1.001.289 1.001.298

## Adapter für installation on to bus bars with clamp terminal

Catalog number	Item number	Design	Application	Package	Weight
1.001.289	C1023295	single adapter 100/185 mm with increased touch protection to obtain uniform profile in height for combined installation with MULTIVERT 250 A, 400 A, 630 A	MULTIVERT® 160 A/100 mm 1x3-pole	1 piece	0.56 kg
1.001.298	Y1023291	double adapter 100/185 mm with increased touch protection to obtain uniform profile in height for combined installation with MULTIVERT 250 A, 400 A, 630 A	MULTIVERT® 160 A/100 mm 1x3-pole	1 piece	0.8 kg



MZ00DSA MZ00ESA MZ00ESAECO

## Adapter für installation on to bus bars with screw terminal

Catalog number	Item number	Design	Application	Package	Weight
MZ00DSA	C217145	double adapter 100/185 mm with increased touch protection to obtain uniform profile in height for combined installation with MULTIVERT®/BSL 250 A, 400 A, 630 A	MULTIVERT® 160 A/100 mm 1x3-pole	1 piece	0.71 kg
MZ00ESA	Q216628	single adapter 100/185 mm with increased touch protection to obtain uniform profile in height for combined installation with MULTIVERT®/BSL 250 A, 400 A, 630 A	MULTIVERT® 160 A/100 mm 1x3-pole	1 piece	0.51 kg
MZ00ESAECO	D1023296	Single adapter 100/185 mm to obtain uniform profile in height for combined installation with MULTIVERT®/BSL 250 A, 400 A, 630 A	MULTIVERT® 160 A/100 mm 1x3-pole	1 piece	0.19 kg

## Indication facilities



1.002.939



1.000.852

Catalog number	Item number	Design	Package	Weight
1.002.939	Y1023452	electronic fuse monitoring ESÜ size 00 for MULTIVERT® 160 A with cabling of instrument leads (rated voltage 525VAC)	1 piece	0.66 kg
MZ00ESM	D228761	Electronic System Monitor ESM size 00 for MULTIVERT® 160 A with cabling of instrument leads	1 piece	0.35 kg
1.000.852	Q1002285	indicator for switch door position micro switch, 1 change-over contact 5 A, 250 V	1 piece	90 g

## MULTIVERT® 160A

Size 00, 690VAC, Triple Pole Switching

ACCESSORIES



1.000.107



1.000.101

## Amperemeter units

Catalog number	Item number	Design	Package	Weight
1.000.106	R1023285	size 00, 100 A, with drag indicator, triple pole measurement (optional L1, L2, L3)	1 piece	0.34 kg
1.000.107	S1023286	size 00, 150 A, with drag indicator, triple pole measurement (optional L1, L2, L3)	1 piece	0.34 kg
1.000.100	K1023279	size 00, 100 A, with drag indicator, single pole measurement	1 piece	0.34 kg
1.000.101	L1023280	size 00, 150 A, with drag indicator, single pole measurement	1 piece	0.34 kg

1.000.119 +  
1.000.1231.000.120 +  
1.000.124

## Current transformers in combination with adapter

Catalog number	Item number	Design	Package	Weight
1.000.121	F1024609	current transformer for adapter for single pole measurement up to 100/5A, class 1 set = 1 piece current transformer + 3 pieces distance tubes art. no. 1.000.125 for level adjustment, 1 piece installed, 2 pieces additionally packed	1 set	0.51 kg
1.000.123	H1024611	current transformer for adapter for single pole measurement up to 150/5A, class 1 set = 1 piece current transformer + 3 pieces distance tubes art. no. 1.000.125 for level adjustment, 1 piece installed, 2 pieces additionally packed	1 set	0.52 kg
1.000.122	G1024610	current transformer for adapter for triple pole measurement up to 100/5A, class 1 set = 3 pieces current transformer with distance tubes art.no. 1.000.125 for level adjustment 3 pieces installed	1 set	0.78 kg
1.000.124	J1024612	current transformer for adapter for triple pole measurement up to 150/5A, class 1 set = 3 pieces current transformer with distance tubes art.no. 1.000.125 for level adjustment 3 pieces installed	1 set	0.81 kg
1.000.125	V1024599	distance tube for adapter for level adjustment supplementary set for neighbouring MULTIVERT® without measurement to obtain uniform profile in height 1 set = 3 pieces	1 set	0.37 kg
1.000.117	R1023446	single adapter 100/185 mm for circuit transformer	1 piece	0.34 kg
1.000.119	A1023293	double adapter 100/185 mm for circuit transformer	1 piece	0.58 kg
1.000.120	B1023294	double adapter 185/185 mm for circuit transformer	1 piece	0.56 kg

## MULTIVERT® 160A

Size 00, 690VAC, Triple Pole Switching

ACCESSORIES



MZ003SW100



SZ1SW150



MZ00PR150

## Current transformers/external current transformers

Catalog number	Item number	Design	Package	Weight
MZ001SW100	C1024606	current transformer up to 100 A for single pole measurement between bus bar and MULTIVERT® set = 1 piece current transformer + 3 pieces distance tubes for level adjustment, 1 piece installed in the current transformer, 2 pieces additionally packed	1 set	0.55 kg
MZ001SW150	E1024608	current transformer up to 150 A for single pole measurement between bus bar and MULTIVERT® set = 1 piece current transformer + 3 pieces distance tubes for level adjustment, 1 piece installed in the current transformer, 2 pieces additionally packed	1 set	0.55 kg
MZ003SW100	B1024605	current transformer up to 100/5A for triple pole measurement between bus bar and MULTIVERT®, class 1 set = 3 pieces current transformer with distance tubes for level adjustment, 3 pieces installed in the current transformer	1 set	1.84 kg
MZ003SW150	D1024607	current transformer up to 150/5A for triple pole measurement between bus bar and MULTIVERT®, class 1 set = 3 pieces current transformer with distance tubes for level adjustment, 3 pieces installed in the current transformer	1 set	1.85 kg
SZ1SW100	H1024565	current transformer up to 100/5A for single pole measurement between bus bars, class 1 (incoming and outgoing bar)	1 piece	0.32 kg
SZ1SW150	J1024566	current transformer up to 150/5A for single pole measurement between bus bars, class 1 (incoming and outgoing bar)	1 piece	0.33 kg
MZ00PR150	R1024596	distance tube for level adjustment, up to 150/5A, supplementary set for neighbouring MULTIVERT® without measurement to obtain uniform profile in height 1 set = 3 pieces	1 set	0.4 kg



MZ00BT2

## Labelling facilities

Catalog number	Item number	Design	Package	Weight
MZ00BT2	K215611	label holder size 00	1 piece	10 g



## MULTIVERT® 160A

ACCESSORIES

Size 00, 690VAC, Triple Pole Switching

## Varieties of cable termination



Catalog number	Item number	Design	Package	Weight
00SZS	M229298	M8 terminal screw for switch gear size 00 1 set = 3 pieces	1 set	35 g
00SZESK	E214594	clamp strap Cu 4–70 mm <sup>2</sup> for switch gear size 00 1 set = 3 pieces	1 set	35 g
00SZA70	R211523	Al/Cu clamp 1,5–70 mm <sup>2</sup> for switch gear size 00 1 set = 3 pieces	1 set	75 g
1.003.571	V1033684	Al/Cu clamp 50–95 mm <sup>2</sup> round stranded for switch gear size 00 1 set = 3 pieces	1 set	88 g
1.003.433	L1022958	triple clamp per pole 1.5 up to 16 mm <sup>2</sup> 1 set = 3 pieces	1 set	140 g
00SZVK1	D1023434	V-terminal clamp size 00, 10–70 mm <sup>2</sup> round stranded, 10–95 mm <sup>2</sup> round solid, 35–95 mm <sup>2</sup> single stranded, 50–95 mm <sup>2</sup> single solid, M = 12 Nm	30	400 g
1.000.098	E1023435	insulation cap for V-terminal clamp size 00	12/120	2 g

MULTIVERT® 160A/185mm  
Size 00, 690VAC, single pole switching

PRODUCT RANGE

MULTIVERT® 160 A size 00 185 mm 3 x single pole switching



M01N0G 1.001.725

Catalog number	Item number	Cable termination components	Design	Package	Weight
M01N0G	Y228756	3 M8 terminal screws	with cover shroud MZ00KH	1 piece	1.9 kg
M01S0G	X1023152	3 clamp straps Cu 4-70 mm <sup>2</sup>	with cover shroud MZ00KH	1 piece	1.9 kg
M01A0G	Q1023146	3 Al/Cu clamps 1,5-70 mm <sup>2</sup>	with cover shroud MZ00KH	1 piece	1.9 kg
1.000.910	G1023138	with V-terminal for V-terminal clamps size 00	with cover shroud 1.000.915	1 piece	1.9 kg
1.001.725	M1023143	V-terminal with 3 V-terminal clamps size 00	with cover shroud 1.000.915	1 piece	1.1 kg
M01N0E11G	R1023147	3 M8 terminal screws	MULTIVERT® M01N0G with cabling of instrument leads	1 piece	2.25 kg
M01S0E11G	W1023151	3 clamp straps Cu 4-70 mm <sup>2</sup>	MULTIVERT® M01S0G with cabling of instrument leads	1 piece	2.25 kg
M01A0E11G	P1023145	3 Al/Cu clamps 1,5-70 mm <sup>2</sup>	MULTIVERT® M01A0G with cabling of instrument leads	1 piece	2.25 kg
1.000.911	L1023142	with V-terminal for V-terminal clamps size 00	MULTIVERT® 1.000.910 with cabling of instrument leads	1 piece	2.25 kg



M01N0E11G



1.002.939

MERSEN reserves the right to change, update or correct, without notice, any information contained in this datasheet.

## MULTIVERT® 160A/185mm

Size 00, 690VAC, single pole switching

ACCESSORIES



### Cover/shrouds for cable termination

Catalog number	Item number	Design	Package	Weight
MZ00KH	F1023298	cover shroud length 106 mm for MULTIVERT®/BSL 160 A	1 piece	20 g
MZ00KA	L1023464	extended cover shroud for cover shroud MZ00KH	1 piece	40 g
1.000.915	H1023300	cover shroud for MULTIVERT®/BSL 160 A with V-terminal	1 piece	50 g
MZ00KAD	G1023299	cover shroud length 156 mm for MULTIVERT®/BSL 160 A	1 piece	60 g




### Covers/level & system adjustment covers

Catalog number	Item number	Design	Package	Weight
MZ01AS	F228763	adjustment to adapt to MULTIVERT® 250 A, 400 A, 630 A (top terminal)	1 piece	10 g
MZAW	D218687	support angle for support of cover plate 1 set = 4 pieces	1 set	27 g



### Covers/spare way covers

Catalog number	Item number	Design	Application	Package	Weight
MZ01LPAP	C1023410	spare way cover without level adjustment width 50 mm, length 500 mm including fixing material	bus bar system 185 mm	1 piece	60 g
1.002.493	N1002283	spare way cover width 50 mm, length 630 mm for covering of open installation spaces in distribution units with central cover	bus bar system 185 mm	1 piece	140 g
1.002.830	E1023412	spare way cover width 50 mm, length 630 mm with level adjustment 123 mm for bus bar installation, set = cover + fixing set (2 distance pieces, 2 screw rivets)	bus bar system 185 mm	1 set	200 g



### Installation devices/bus bar installation

Catalog number	Item number	Design	Package	Weight
OOSZRK3	K215105	hooked clamp size 00, M = 5 Nm 1 set = 3 pieces	1 set	100 g
1.002.646	W1023450	M10 insert nut, size 00 1 set = 30 pieces	1 set	120 g

## MULTIVERT® 160A/185mm

Size 00, 690VAC, single pole switching

ACCESSORIES



1.001.300

## Adapter für installation on to bus bars with clamp terminal

Catalog number	Item number	Design	Application	Package	Weight
1.001.300	Z1023292	double adapter 185/185 mm with increased touch protection to obtain uniform profile in height for combined installation with MULTIVERT 250 A, 400 A, 630 A	MULTIVERT® 160 A/185 mm 3x1-pole	1 piece	0.75 kg



MZ01DSA MZ01ESA

## Adapter für installation on to bus bars with screw terminal

Catalog number	Item number	Design	Application	Package	Weight
MZ01DSA	G228764	double adapter 185/185 mm with increased touch protection to obtain uniform profile in height for combined installation with MULTIVERT®/BSL 250 A, 400 A, 630 A	MULTIVERT® 160 A/185 mm 1x3-pole	1 piece	0.7 kg
MZ01ESA	H228765	single adapter 185/185 mm (for installation of MULTIVERT®/BSL with screws M8) to obtain uniform profile in height for combined installation with MULTIVERT®/BSL 250 A, 400 A, 630 A	MULTIVERT® 160 A/185 mm 1x3-pole	1 piece	0.39 kg

## Indication facilities



1.002.939



3 x MZHD

Catalog number	Item number	Design	Package	Weight
1.002.939	Y1023452	electronic fuse monitoring ESU size 00 for MULTIVERT® 160 A with cabling of instrument leads (rated voltage 525VAC)	1 piece	0.66 kg
MZ00ESM	D228761	Electronic System Monitor ESM size 00 for MULTIVERT® 160 A with cabling of instrument leads	1 piece	0.35 kg
MZHD	M1023442	indicator for switch door position 1 "a" contact/ 1 "b" contact, 5 A, 250 V for MULTIVERT® 160 A/bus bar system 185 mm 3 x single pole switching	1 piece	0.01 kg

## MULTIVERT® 160A/185mm

Size 00, 690VAC, single pole switching

ACCESSORIES



1.000.107



1.000.101

### Amperemeter units

Catalog number	Item number	Design	Package	Weight
1.000.106	R1023285	size 00, 100 A, with drag indicator, triple pole measurement (optional L1, L2, L3)	1 piece	0.34 kg
1.000.107	S1023286	size 00, 150 A, with drag indicator, triple pole measurement (optional L1, L2, L3)	1 piece	0.34 kg
1.000.100	K1023279	size 00, 100 A, with drag indicator, single pole measurement	1 piece	0.34 kg
1.000.101	L1023280	size 00, 150 A, with drag indicator, single pole measurement	1 piece	0.34 kg

1.000.119 +  
1.000.1231.000.120 +  
1.000.124

### Current transformers in combination with adapter

Catalog number	Item number	Design	Package	Weight
1.000.121	F1024609	current transformer for adapter for single pole measurement up to 100/5A, class 1 set = 1 piece current transformer + 3 pieces distance tubes art. no. 1.000.125 for level adjustment, 1 piece installed, 2 pieces additionally packed	1 set	0.51 kg
1.000.123	H1024611	current transformer for adapter for single pole measurement up to 150/5A, class 1 set = 1 piece current transformer + 3 pieces distance tubes art. no. 1.000.125 for level adjustment, 1 piece installed, 2 pieces additionally packed	1 set	0.52 kg
1.000.122	G1024610	current transformer for adapter for triple pole measurement up to 100/5A, class 1 set = 3 pieces current transformer with distance tubes art.no. 1.000.125 for level adjustment 3 pieces installed	1 set	0.78 kg
1.000.124	J1024612	current transformer for adapter for triple pole measurement up to 150/5A, class 1 set = 3 pieces current transformer with distance tubes art.no. 1.000.125 for level adjustment 3 pieces installed	1 set	0.81 kg
1.000.125	V1024599	distance tube for adapter for level adjustment supplementary set for neighbouring MULTIVERT® without measurement to obtain uniform profile in height 1 set = 3 pieces	1 set	0.37 kg
1.000.117	R1023446	single adapter 100/185 mm for circuit transformer	1 piece	0.34 kg
1.000.119	A1023293	double adapter 100/185 mm for circuit transformer	1 piece	0.58 kg
1.000.120	B1023294	double adapter 185/185 mm for circuit transformer	1 piece	0.56 kg

MULTIVERT®  
MULTIBLOC®

MULTIVERT® 160A/185mm  
Size 00, 690VAC, single pole switching

ACCESSORIES



MZ003SW100



SZ1SW150



MZ00PR150

## Current transformers/external current transformers

Catalog number	Item number	Design	Package	Weight
MZ001SW100	C1024606	current transformer up to 100 A for single pole measurement between bus bar and MULTIVERT® set = 1 piece current transformer + 3 pieces distance tubes for level adjustment, 1 piece installed in the current transformer, 2 pieces additionally packed	1 set	0.55 kg
MZ001SW150	E1024608	current transformer up to 150 A for single pole measurement between bus bar and MULTIVERT® set = 1 piece current transformer + 3 pieces distance tubes for level adjustment, 1 piece installed in the current transformer, 2 pieces additionally packed	1 set	0.55 kg
MZ003SW100	B1024605	current transformer up to 100/5A for triple pole measurement between bus bar and MULTIVERT®, class 1 set = 3 pieces current transformer with distance tubes for level adjustment, 3 pieces installed in the current transformer	1 set	1.84 kg
MZ003SW150	D1024607	current transformer up to 150/5A for triple pole measurement between bus bar and MULTIVERT®, class 1 set = 3 pieces current transformer with distance tubes for level adjustment, 3 pieces installed in the current transformer	1 set	1.85 kg
SZ1SW100	H1024565	current transformer up to 100/5A for single pole measurement between bus bars, class 1 (incoming and outgoing bar)	1 piece	0.32 kg
SZ1SW150	J1024566	current transformer up to 150/5A for single pole measurement between bus bars, class 1 (incoming and outgoing bar)	1 piece	0.33 kg
MZ00PR150	R1024596	distance tube for level adjustment, up to 150/5A, supplementary set for neighbouring MULTIVERT® without measurement to obtain uniform profile in height 1 set = 3 pieces	1 set	0.4 kg



MZ00BT2

## Labelling facilities

Catalog number	Item number	Design	Package	Weight
MZ00BT2	K215611	label holder size 00	1 piece	10 g

## MULTIVERT® 160A/185mm

Size 00, 690VAC, single pole switching

ACCESSORIES



## Varieties of cable termination

Catalog number	Item number	Design	Package	Weight
00SZS	M229298	M8 terminal screw for switch gear size 00 1 set = 3 pieces	1 set	35 g
00SZESK	E214594	clamp strap Cu 4–70 mm <sup>2</sup> for switch gear size 00 1 set = 3 pieces	1 set	35 g
00SZA70	R211523	Al/Cu clamp 1,5–70 mm <sup>2</sup> for switch gear size 00 1 set = 3 pieces	1 set	75 g
1.003.571	V1033684	Al/Cu clamp 50–95 mm <sup>2</sup> round stranded for switch gear size 00 1 set = 3 pieces	1 set	88 g
1.003.433	L1022958	triple clamp per pole 1.5 up to 16 mm <sup>2</sup> 1 set = 3 pieces	1 set	140 g
00SZVK1	D1023434	V-terminal clamp size 00, 10–70 mm <sup>2</sup> round stranded, 10–95 mm <sup>2</sup> round solid, 35–95 mm <sup>2</sup> single stranded, 50–95 mm <sup>2</sup> single solid, M = 12 Nm	30	400 g
1.000.098	E1023435	insulation cap for V-terminal clamp size 00	12/120	2 g

MULTIVERT®  
MULTIBLOC®

## MULTIVERT® 250A

Size 1, 690VAC

PRODUCT RANGE



## MULTIVERT® 250 A size 1 185 mm 3 x single pole switching

Catalog number	Item number	Cable termination components	Design	Package	Weight
1.100.000	H1002186	3 M10 bolts	-	1 piece	4.52 kg
1.110.000	J1023163	3 M10 insert nuts	-	1 piece	4.46 kg
1.120.000	K1023164	V-terminal for V-terminal clamps size 1,2,3	-	1 piece	4.38 kg
1.120.900	Q1023169	V-terminal, 2 terminals per phase for V-terminal clamps size 1,2,3	-	1 piece	5.5 kg
1.100.083	N1023167	3 M10 bolts	MULTIVERT® 1.100.000 with integrated C.T. 250/5A, 3,75 VA, class 1 for single pole measurement (ready fitted in pole 1)	1 piece	4.6 kg
1.100.062	L1023165	3 M10 bolts	MULTIVERT® 1.100.000 with integrated C.T. 250/5A, 3,75 VA, class 0,5; calibrated, for single pole measurement (ready fitted in pole 1)	1 piece	4.6 kg
1.100.093	P1023168	3 M10 bolts	MULTIVERT® 1.100.000 with integrated C.T. 250/5A, 3,50 VA, class 1 for triple pole measurement	1 piece	5.3 kg
1.100.072	M1023166	3 M10 bolts	MULTIVERT® 1.100.000 with integrated C.T. 250/5A, 3,50 VA, class 0,5; calibrated, for triple pole measurement	1 piece	4.6 kg



## MULTIVERT® 250A

Size 1, 690VAC

PRODUCT RANGE

## MULTIVERT® 250 A size 1 185 mm 1 x triple pole switching



1.150.000 1.170.000

Catalog number	Item number	Cable termination components	Design	Package	Weight
1.150.000	L1002189	3 M10 bolts	-	1 piece	4.67 kg
1.160.000	S1023171	3 M10 insert nuts	-	1 piece	4.63 kg
1.170.000	H1023185	V-terminal for V-terminal clamps size 1,2,3	-	1 piece	4.55 kg
1.170.600	K1023187	V-terminal with 3 terminal clamps size 1,2,3	-	1 piece	4.6 kg
1.170.900	M1023189	V-terminal, 2 terminals per phase for V-terminal clamps size 1,2,3	-	1 piece	5.8 kg
1.150.100	P1002192	3 M10 bolts	MULTIVERT® 1.150.000 with cabling of instrument leads for indication facilities	1 piece	5.1 kg
1.150.083	R1023193	3 M10 bolts	MULTIVERT® 1.150.000 with integrated C.T. 250/5A, 3,75 VA, class 1 for single pole measurement (ready fitted in pole 1)	1 piece	4.8 kg
1.150.062	N1023190	3 M10 bolts	MULTIVERT® 1.150.000 with integrated C.T. 250/5A, 3,75 VA, class 0,5; calibrated, for single pole measurement (ready fitted in pole 1)	1 piece	4.8 kg
1.150.091	S1023194	3 M10 bolts	MULTIVERT® 1.150.000 with integrated C.T. 100/5A, 2,00 VA, class 1 for triple pole measurement	1 piece	5.4 kg
1.150.093	T1023195	3 M10 bolts	MULTIVERT® 1.150.000 with integrated C.T. 250/5A, 3,50 VA, class 1 for triple pole measurement	1 piece	5.4 kg
1.150.072	P1023191	3 M10 bolts	MULTIVERT® 1.150.000 with integrated C.T. 250/5A, 3,50 VA, class 0,5; calibrated, for triple pole measurement	1 piece	4.8 kg

## MULTIVERT® 250A

Size 1, 690VAC

ACCESSORIES



1.002.095



1.002.458



MZKAB



MZKHO



MZKAB1



MZVHB



MZKHV

## Cover/shrouds for cable termination

Catalog number	Item number	Design	Application	Package	Weight
1.002.095	J1002279	cover shroud for extended cover length 70 mm	bottom terminal	1 piece	0.12 kg
1.002.458	N1023305	cover shroud for multiple termination length 205,5mm	bottom terminal	1 piece	0.16 kg
MZKAB	J1023301	cover shroud for clamp terminal connection in feeder pillars length 138,5 mm	top terminal	1 piece	0.10 kg
MZKHO	G217655	cover shroud for cable terminal connections with cable lugs on switchboards with central cover length 190 mm	top terminal	1 piece	0.13 kg
MZKAB1	K1023302	cover shroud for special (high) clamp terminal connection in feeder pillars length 138,5 mm	top terminal	1 piece	0.12 kg
MZVHB	L1023303	extended cover shroud length 257 mm	top terminal	1 piece	0.23 kg
MZKHV	A1002202	cover shroud for installation in distribution units with central cover (height of supporting edge reduced by 16 mm) length 145 mm	top terminal	1 piece	0.09 kg

MULTIVERT®  
MULTIBLOC®

1.001.510



MZAW

## Covers/level &amp; system adjustment covers

Catalog number	Item number	Design	Package	Weight
1.001.510	K1002280	cover shield to support central cover 1 set = 2 pieces	1 set	0.15 kg
MZAW	D218687	support angle for support of cover plate 1 set = 4 pieces	1 set	0.03 kg

MULTIVERT® 250A  
Size 1, 690VAC

## ACCESSORIES



MZ01LPAP MZLPAP 1.002.493



1.002.492 1.002.830 1.002.829



1.002.647 1.000.192

## Covers/spare way covers

Catalog number	Item number	Design	Application	Package	Weight
MZ01LPAP	C1023410	spare way cover without level adjustment width 50 mm, length 500 mm including fixing material	bus bar system 185 mm	1 piece	0.06 kg
MZLPAP	D1023411	spare way cover width 100 mm, length 612 mm including 2 pieces M12 fixing screws (distance of fixing holes 185 mm)	bus bar system 185 mm	1 piece	0.12 kg
1.002.493	N1002283	spare way cover width 50 mm, length 630 mm for covering of open installation spaces in distribution units with central cover	bus bar system 185 mm	1 piece	0.14 kg
1.002.492	M1002282	spare way cover width 100 mm, length 630 mm for covering of open installation spaces in distribution units with central cover	bus bar system 185 mm	1 piece	0.20 kg
1.002.830	E1023412	spare way cover width 50 mm, length 630 mm with level adjustment 123 mm for bus bar installation, set = cover + fixing set (2 distance pieces, 2 screw rivets)	bus bar system 185 mm	1 set	0.20 kg
1.002.829	F1023413	spare way cover width 100 mm, length 630 mm with level adjustment 123 mm for bus bar installation set = cover + fixing set (2 distance pieces, 2 screw rivets)	bus bar system 185 mm	1 set	0.27 kg

## Installation devices/bus bar installation

Catalog number	Item number	Design	Package	Weight
1.002.647	S1023447	M10 insert nut, size 1 1 set = 30 pieces	1 set	0.19 kg
1.000.192	P1002284	hooked clamp size 1, 2, 3, M = 15–20 Nm hexagon socket connection (inbus) for MULTIVERT®/BSL with top or bottom terminal 1 set = 3 pieces	1 set	0.47 kg

MULTIVERT® 250A  
Size 1, 690VAC

## ACCESSORIES



1.002.940



1.000.829




1.000.852



1.000.102



MZPR600



MZBT

## Indication facilities

Catalog number	Item number	Design	Package	Weight
1.002.940	Z1023453	electronic fuse monitoring ESÜ size 1,2,3 for MULTIVERT® 250 A, 400 A, 630 A with cabling of instrument leads (rated voltage 525VAC)	1 piece	0.85 kg
MZESM	J228766	Electronic System Monitor ESM size 1,2,3 for MULTIVERT® 250 A, 400 A, 630 A with cabling of instrument leads	1 piece	0.10 kg
1.000.829	L1023418	electro-mechanical fuse monitoring (galvanic isolation) MZS size 1,2,3 for MULTIVERT® 250 A, 400 A, 630 A with cabling of instrument leads	1 piece	0.31 kg
1.000.852	Q1002285	indicator for switch door position micro switch, 1 change-over contact 5 A, 250 V	1 piece	90 g

## Amperemeter units

Catalog number	Item number	Design	Package	Weight
1.000.102	M1023281	size 1, 2, 3, 250 A, with drag indicator, single pole measurement	1 piece	83 g
1.000.108	T1023287	size 1, 2, 3, 250 A, with drag indicator, triple pole measurement (optional L1, L2, L3)	1 piece	83 g

## Current transformers/external current transformers

Catalog number	Item number	Design	Package	Weight
MZ1SW250	K1024567	current transformer up to 250/5A for single pole measurement, class 1 set = 1 piece current transformer + 3 pieces distance tubes for level adjustment, 1 piece installed in the current transformer, 2 pieces additionally packed	1 set	0.88 kg
MZ3SW250	M1024569	current transformer up to 250/5A for triple pole measurement, class 1 set = 3 pieces current transformer with distance tubes for level adjustment, 3 pieces installed in the current transformer	1 set	1.38 kg
SZ1SW250	L1024568	current transformer up to 250/5A, class 1, for single pole measurement	1 piece	0.43 kg
MZPR600	S1024597	distance tube for level adjustment, up to 600/5A, supplementary set for neighbouring MULTIVERT® without measurement to obtain uniform profile in height 1 set = 3 pieces	1 set	0.62 kg

## Labelling facilities

Catalog number	Item number	Design	Package	Weight
MZBT	B222181	label holder size 1, 2, 3	1 piece	30 g

## MULTIVERT® 250A

Size 1, 690VAC

ACCESSORIES



1.002.909

1.002.910

22SZVK42

1.000.099

1.003.286



1.001.667

1.003.377



1.002.255

## Varieties of cable termination

Catalog number	Item number	Design	Package	Weight
1.002.909	K1024613	V-terminal clamp size 1,2,3, 95-240 mm <sup>2</sup> single solid, 70-240 mm <sup>2</sup> single stranded, 50-185 mm <sup>2</sup> round stranded, 70-240 mm <sup>2</sup> round solid, M = 23 -27 Nm 1 set = 3 pieces	1 set	0.24 kg
1.002.910	L1024614	V-terminal clamp size 1,2,3, 95-300 mm <sup>2</sup> single solid, 70-240 mm <sup>2</sup> single stranded, 50-185 mm <sup>2</sup> round stranded, 70-240 mm <sup>2</sup> round solid, M = 23 -27 Nm 1 set = 3 pieces	1 set	0.26 kg
22SZVK42	Q1024618	V-terminal clamp size 1,2,3 for 2 conductors 50-240 mm <sup>2</sup> single solid, 50-185 mm <sup>2</sup> single stranded, 50-185 mm <sup>2</sup> round stranded, 70-240 mm <sup>2</sup> round solid M = 23-27 Nm	1 piece	0.17 kg
1.000.099	E1023436	insulation cap for V-terminal clamp size 1,2,3	1 piece	0.01 kg
1.003.286	Q1024595	supplementary set for V-terminal size 1,2,3 set = 3 pieces V-clamps, cover shroud and labels for size 1, 2 and 3	1 set	0.23 kg
1.001.667	F1023275	adapter for double terminal L3	1 piece	0.25 kg
1.003.377	Y1024579	supplementary set for multiple termination, top terminal 2 cable lugs Cu/Al: up to max. 300 mm <sup>2</sup> round stranded, sectoral stranded, 3 cable lugs Cu: up to max. 150 mm <sup>2</sup> round stranded, sectoral stranded, M = 32-38 Nm	1 set	1.74 kg
1.002.255	B1024582	supplementary set for multiple termination, bottom terminal 2 cable lugs Cu/Al: up to max. 300 mm <sup>2</sup> round stranded, sectoral stranded, 3 cable lugs Cu: up to max. 150 mm <sup>2</sup> round stranded, sectoral stranded, M = 32-38 Nm	1 set	1.68 kg

## MULTIVERT® 400A

Size 2, 690VAC

PRODUCT RANGE

## MULTIVERT® 400 A size 2 185 mm 3 x single pole switching



1.200.000 1.220.000

Catalog number	Item number	Cable termination components	Design	Package	Weight
1.200.000	J1002187	3 M12 bolts	-	1 piece	4.6 kg
1.210.000	Z1023200	3 M12 insert nuts	-	1 piece	4.52 kg
1.220.000	A1023201	V-terminal for V-terminal clamps size 1,2,3	-	1 piece	4.38 kg
1.220.900	B1023202	V-terminal, 2 terminals per phase for V-terminal clamps size 1,2,3	-	1 piece	5.45 kg
1.200.100	Y1023199	3 M12 bolts	MULTIVERT® 1.200.000 with cabling of instrument leads for indication facilities	1 piece	5.1 kg
1.200.084	E1023205	3 M12 bolts	MULTIVERT® 1.200.000 with integrated C.T. 400/5A, 3,75 VA, class 1 for single pole measurement (ready fitted in pole 1)	1 piece	4.7 kg
1.200.064	C1023203	3 M12 bolts	MULTIVERT® 1.200.000 with integrated C.T. 400/5A, 3,75 VA, class 0,5; calibrated, for single pole measurement (ready fitted in pole 1)	1 piece	4.7 kg
1.200.094	F1023206	3 M12 bolts	MULTIVERT® 1.200.000 with integrated C.T. 400/5A, 3,75 VA, class 1 for triple pole measurement	1 piece	5.4 kg
1.200.074	D1023204	3 M12 bolts	MULTIVERT® 1.200.000 with integrated C.T. 400/5A, 3,75 VA, class 0,5; calibrated, for triple pole measurement	1 piece	4.7 kg
1.230.000	T1023218	M12 bus bar terminal	MULTIVERT® with lateral bus bar terminals bus bar coupler switch cable terminal connection to right or left side possible	1 piece	4.46 kg

MULTIVERT® 400A  
Size 2, 690VAC

PRODUCT RANGE

## MULTIVERT® 400 A size 2 185 mm 1 x triple pole switching



1.250.000 1.270.000

1.270.094  
rear

Catalog number	Item number	Cable termination components	Design	Package	Weight
1.250.000	M1002190	3 M12 bolts	-	1 piece	4.76 kg
1.260.000	G1023207	3 M12 insert nuts	-	1 piece	4.68 kg
1.270.000	H1023208	V-terminal for V-terminal clamps size 1,2,3	-	1 piece	4.78 kg
1.270.600	K1023210	V-terminal + 3 V-terminal clamps size 1,2,3	-	1 piece	4.7 kg
1.270.900	L1023211	V-terminal, 2 terminals per phase for V-terminal clamps size 1,2,3	-	1 piece	6.08 kg
1.250.100	X1002199	3 M12 bolts	MULTIVERT® 1.250.000 with cabling of instrument leads for indication facilities	1 piece	5.2 kg
1.270.100	J1023209	V-terminal for V-terminal clamps size 1,2,3	MULTIVERT® 1.270.000 with cabling of instrument leads for indication facilities	1 piece	5.1 kg
1.250.084	P1023214	3 M12 bolts	MULTIVERT® 1.250.000 with integrated C.T. 400/5A, 3,75 VA, class 1 for single pole measurement (ready fitted in pole 1)	1 piece	4.9 kg
1.250.064	M1023212	3 M12 bolts	MULTIVERT® 1.250.000 with integrated C.T. 400/5A, 3,75 VA, class 0,5; calibrated, for single pole measurement (ready fitted in pole 1)	1 piece	4.9 kg
1.250.094	Q1023215	3 M12 bolts	MULTIVERT® 1.250.000 with integrated C.T. 400/5A, 3,75 VA, class 1 for triple pole measurement	1 piece	5.6 kg
1.250.074	N1023213	3 M12 bolts	MULTIVERT® 1.250.000 with integrated C.T. 400/5A, 3,75 VA, class 0,5; calibrated, for triple pole measurement	1 piece	4.9 kg
1.270.094	S1023217	V-terminal for V-terminal clamps size 1,2,3	MULTIVERT® 1.270.000 with integrated C.T. 400/5A, 3,75 VA, class 1 for triple pole measurement	1 piece	5.41 kg
1.270.074	R1023216	V-terminal for V-terminal clamps size 1,2,3	MULTIVERT® 1.270.000 with integrated C.T. 400/5A, 3,75 VA, class 0,5; calibrated, for triple pole measurement	1 piece	4.9 kg
1.280.000	V1023219	M12 bus bar terminal	MULTIVERT® with lateral bus bar terminals bus bar coupler switch cable terminal connection to right or left side possible	1 piece	4.53 kg

MULTIVERT® 400A  
Size 2, 690VAC

## ACCESSORIES



1.002.095



1.002.458



MZKAB



MZKHO



MZKAB1



MZVHB



MZKHV

## Cover/shrouds for cable termination

Catalog number	Item number	Design	Application	Package	Weight
1.002.095	J1002279	cover shroud for extended cover length 70 mm	bottom terminal	1 piece	0.12 kg
1.002.458	N1023305	cover shroud for multiple termination length 205,5mm	bottom terminal	1 piece	0.16 kg
MZKAB	J1023301	cover shroud for clamp terminal connection in feeder pillars length 138,5 mm	top terminal	1 piece	0.10 kg
MZKHO	G217655	cover shroud for cable terminal connections with cable lugs on switchboards with central cover length 190 mm	top terminal	1 piece	0.13 kg
MZKAB1	K1023302	cover shroud for special (high) clamp terminal connection in feeder pillars length 138,5 mm	top terminal	1 piece	0.12 kg
MZVHB	L1023303	extended cover shroud length 257 mm	top terminal	1 piece	0.23 kg
MZKHV	A1002202	cover shroud for installation in distribution units with central cover (height of supporting edge reduced by 16 mm) length 145 mm	top terminal	1 piece	0.09 kg

MULTIVERT®  
MULTIBLOC®

1.001.510



MZAW

## Covers/level &amp; system adjustment covers

Catalog number	Item number	Design	Package	Weight
1.001.510	K1002280	cover shield to support central cover 1 set = 2 pieces	1 set	0.15 kg
MZAW	D218687	support angle for support of cover plate 1 set = 4 pieces	1 set	0.03 kg



MULTIVERT® 400A

Size 2, 690VAC

ACCESSORIES



MZO1LPAP MZLPAP 1.002.493



1.002.492 1.002.830 1.002.829

Covers/spare way covers

Catalog number	Item number	Design	Application	Package	Weight
MZO1LPAP	C1023410	spare way cover without level adjustment width 50 mm, length 500 mm including fixing material	bus bar system 185 mm	1 piece	60 g
MZLPAP	D1023411	spare way cover width 100 mm, length 612 mm including 2 pieces M12 fixing screws (distance of fixing holes 185 mm)	bus bar system 185 mm	1 piece	0.56 kg
1.002.493	N1002283	spare way cover width 50 mm, length 630 mm for covering of open installation spaces in distribution units with central cover	bus bar system 185 mm	1 piece	0.14 kg
1.002.492	M1002282	spare way cover width 100 mm, length 630 mm for covering of open installation spaces in distribution units with central cover	bus bar system 185 mm	1 piece	0.20 kg
1.002.830	E1023412	spare way cover width 50 mm, length 630 mm with level adjustment 123 mm for bus bar installation, set = cover + fixing set (2 distance pieces, 2 screw rivets)	bus bar system 185 mm	1 set	0.20 kg
1.002.829	F1023413	spare way cover width 100 mm, length 630 mm with level adjustment 123 mm for bus bar installation set = cover + fixing set (2 distance pieces, 2 screw rivets)	bus bar system 185 mm	1 set	0.27 kg

Installation devices/bus bar installation



1.002.648 1.000.192

Catalog number	Item number	Design	Package	Weight
1.002.648	T1023448	M12 insert nut, size 2 and 3 1 set = 30 pieces	1 set	0.28 kg
1.000.192	P1002284	hooked clamp size 1, 2, 3, M = 15–20 Nm hexagon socket connection (inbus) for MULTIVERT®/BSL with top or bottom terminal 1 set = 3 pieces	1 set	0.47 kg

MERSEN reserves the right to change, update or correct, without notice, any information contained in this datasheet.

## MULTIVERT® 400A

Size 2, 690VAC

ACCESSORIES



1.002.940

MZESM



1.000.829

1.000.852

## Indication facilities

Catalog number	Item number	Design	Package	Weight
1.002.940	Z1023453	electronic fuse monitoring ESÜ size 1,2,3 for MULTIVERT® 250 A, 400 A, 630 A with cabling of instrument leads (rated voltage 525VAC)	1 piece	0.85 kg
MZESM	J228766	Electronic System Monitor ESM size 1,2,3 for MULTIVERT® 250 A, 400 A, 630 A with cabling of instrument leads	1 piece	0.10 kg
1.000.829	L1023418	electro-mechanical fuse monitoring (galvanic isolation) MZS size 1,2,3 for MULTIVERT® 250 A, 400 A, 630 A with cabling of instrument leads	1 piece	0.31 kg
1.000.852	Q1002285	indicator for switch door position micro switch, 1 change-over contact 5 A, 250 V	1 piece	90 g



1.000.102


1.000.103



1.000.109

## Amperemeter units

Catalog number	Item number	Design	Package	Weight
1.000.102	M1023281	size 1, 2, 3, 250 A, with drag indicator, single pole measurement	1 piece	83 g
1.000.103	N1023282	size 2, 3, 400 A, with drag indicator, single pole measurement	1 piece	83 g
1.000.108	T1023287	size 1, 2, 3, 250 A, with drag indicator, triple pole measurement (optional L1, L2, L3)	1 piece	83 g
1.000.109	V1023288	size 2, 3, 400 A, with drag indicator, triple pole measurement (optional L1, L2, L3)	1 piece	83 g



1.002.294

1.002.295

## Amperemeter for direct frontal installation

Catalog number	Item number	Design	Package	Weight
1.002.294	G1023276	size 2/3, 400 / 200 / 5A, with drag indicator, for NH-measuring fuse link, single pole measurement	1 piece	0.14 kg
1.002.295	H1023277	size 2/3, 600 / 300 / 5A, with drag indicator, for NH-measuring fuse link, single pole measurement	1 piece	0.14 kg

MULTIVERT® 400A  
Size 2, 690VAC

## ACCESSORIES



MZ3SW400



MZPR600

## Current transformers/external current transformers

Catalog number	Item number	Design	Package	Weight
MZ1SW250	K1024567	current transformer up to 250/5A for single pole measurement, class 1 set = 1 piece current transformer + 3 pieces distance tubes for level adjustment, 1 piece installed in the current transformer, 2 pieces additionally packed	1 set	0.88 kg
MZ1SW400	N1024570	current transformer up to 400/5A for single pole measurement, class 1 set = 1 piece current transformer + 3 pieces distance tubes for level adjustment, 1 piece installed in the current transformer, 2 pieces additionally packed	1 set	0.89 kg
MZ3SW250	M1024569	current transformer up to 250/5A for triple pole measurement, class 1 set = 3 pieces current transformer with distance tubes for level adjustment, 3 pieces installed in the current transformer	1 set	1.38 kg
MZ3SW400	Q1024572	current transformer up to 400/5A for triple pole measurement, class 1 set = 3 pieces current transformer with distance tubes for level adjustment, 3 pieces installed in the current transformer	1 set	1.43 kg
SZ1SW250	L1024568	current transformer up to 250/5A, class 1, for single pole measurement	1 piece	0.43 kg
SZ1SW400	P1024571	current transformer up to 400/5A, class 1, for single pole measurement	1 piece	0.46 kg
MZPR600	S1024597	distance tube for level adjustment, up to 600/5A, supplementary set for neighbouring MULTIVERT® without measurement to obtain uniform profile in height 1 set = 3 pieces	1 set	0.62 kg



MZBT

## Labelling facilities

Catalog number	Item number	Design	Package	Weight
MZBT	B222181	label holder size 1, 2, 3	1 piece	30 g

MULTIVERT® 400A  
Size 2, 690VAC

ACCESSORIES

Varieties of cable termination

Catalog number	Item number	Design	Package	Weight
1.002.909	K1024613	V-terminal clamp size 1,2,3, 95-240 mm <sup>2</sup> single solid, 70-240 mm <sup>2</sup> single stranded, 50-185 mm <sup>2</sup> round stranded, 70-240 mm <sup>2</sup> round solid, M = 23 -27 Nm 1 set = 3 pieces	1 set	0.24 kg
1.002.910	L1024614	V-terminal clamp size 1,2,3, 95-300 mm <sup>2</sup> single solid, 70-240 mm <sup>2</sup> single stranded, 50-185 mm <sup>2</sup> round stranded, 70-240 mm <sup>2</sup> round solid, M = 23 -27 Nm 1 set = 3 pieces	1 set	0.26 kg
22SZVK42	Q1024618	V-terminal clamp size 1,2,3 for 2 conductors 50-240 mm <sup>2</sup> single solid, 50-185 mm <sup>2</sup> single stranded, 50-185 mm <sup>2</sup> round stranded, 70-240 mm <sup>2</sup> round solid M = 23-27 Nm	1 piece	6.8 g
1.000.099	E1023436	insulation cap for V-terminal clamp size 1,2,3	1 piece	0.1 g
1.003.286	Q1024595	supplementary set for V-terminal size 1,2,3 set = 3 pieces V-clamps, cover shroud and labels for size 1, 2 and 3	1 set	0.23 kg
1.001.667	F1023275	adapter for double terminal L3	1 piece	0.25 kg
1.003.377	Y1024579	supplementary set for multiple termination, top terminal 2 cable lugs Cu/Al: up to max. 300 mm <sup>2</sup> round stranded, sectoral stranded, 3 cable lugs Cu: up to max. 150 mm <sup>2</sup> round stranded, sectoral stranded, M = 32-38 Nm	1 set	1.74 kg
1.002.255	B1024582	supplementary set for multiple termination, bottom terminal 2 cable lugs Cu/Al: up to max. 300 mm <sup>2</sup> round stranded, sectoral stranded, 3 cable lugs Cu: up to max. 150 mm <sup>2</sup> round stranded, sectoral stranded, M = 32-38 Nm	1 set	1.68 kg

MULTIVERT®  
MULTIBLOC®



1.002.909



1.002.910



22SZVK42



1.000.099



1.003.286



1.001.667



1.003.377



1.002.255

MERSEN reserves the right to change, update or correct, without notice, any information contained in this datasheet.

## MULTIVERT® 630A

Size 3, 690VAC

PRODUCT RANGE



1.300.000 1.320.000

## MULTIVERT® 630 A size 3 185mm 3 x single pole switching

Catalog number	Item number	Cable termination components	Design	Package	Weight
1.300.000	K1002188	3 M12 bolts	-	1 piece	5.43 kg
1.310.000	W1023220	3 M12 insert nuts	-	1 piece	5.38 kg
1.320.000	X1023221	V-terminal for V-terminal clamps size 1,2,3	-	1 piece	5.21 kg
1.320.900	Y1023222	V-terminal, 2 terminals per phase for V-terminal clamps size 1,2,3	-	1 piece	6.89 kg
1.300.100	W1027153	3 M12 bolts	MULTIVERT® 1.200.000 with cabling of instrument leads for indication facilities	1 piece	5.1 kg
1.300.085	A1023247	3 M12 bolts	MULTIVERT® 1.300.000 with integrated C.T. 600/5A, 5,00 VA, class 1 for single pole measurement (ready fitted in pole 1)	1 piece	5.6 kg
1.300.066	Z1023223	3 M12 bolts	MULTIVERT® 1.300.000 with integrated C.T. 600/5A, 5,00 VA, class 0,5; calibrated, for single pole measurement (ready fitted in pole 1)	1 piece	5.6 kg
1.300.095	B1023248	3 M12 bolts	MULTIVERT® 1.300.000 with integrated C.T. 600/5A, 5,00 VA, class 1 for triple pole measurement	1 piece	6.3 kg
1.300.076	Z1023246	3 M12 bolts	MULTIVERT® 1.300.000 with integrated C.T. 600/5A, 5,00 VA, class 0,5; calibrated, for triple pole measurement	1 piece	5.6 kg
1.330.000	Q1023261	M12 bus bar terminal	MULTIVERT® with lateral bus bar terminals bus bar coupler switch cable terminal connection to right or left side possible	1 piece	6.1 kg

## MULTIVERT® 630A

Size 3, 690VAC

PRODUCT RANGE



1.350.000 1.370.000

## MULTIVERT® 630 A size 3 185 mm 1 x triple pole switching

Catalog number	Item number	Cable termination components	Design	Package	Weight
1.350.000	N1002191	3 M12 bolts	-	1 piece	5.59 kg
1.360.000	C1023249	3 M12 insert nuts	-	1 piece	5.52 kg
1.370.000	D1023250	V-terminal for V-terminal clamps size 1,2,3	-	1 piece	5.39 kg
1.370.900	F1023252	V-terminal, 2 terminals per phase for V-terminal clamps size 1,2,3	-	1 piece	7.05 kg
1.370.600	E1023251	V-terminal + 3 V-terminal clamps	-	1 piece	5.63 kg
1.350.100	Y1002200	3 M12 bolts	MULTIVERT® 1.350.000 with cabling of instrument leads for indication facilities	1 piece	6.1 kg
1.370.100	G1023253	V-terminal for V-terminal clamps size 1,2,3	MULTIVERT® 1.370.000 with cabling of instrument leads for indication facilities	1 piece	5.9 kg
1.350.085	K1023256	3 M12 bolts	MULTIVERT® 1.350.000 with integrated C.T. 600/5A, 5,00 VA, class 1 for single pole measurement (ready fitted in pole 1)	1 piece	5.8 kg
1.350.066	H1023254	3 M12 bolts	MULTIVERT® 1.350.000 with integrated C.T. 600/5A, 5,00 VA, class 0,5; calibrated, for single pole measurement (ready fitted in pole 1)	1 piece	5.8 kg
1.350.095	L1023257	3 M12 bolts	MULTIVERT® 1.350.000 with integrated C.T. 600/5A, 5,00 VA, class 1 for triple pole measurement	1 piece	6.5 kg
1.350.076	J1023255	3 M12 bolts	MULTIVERT® 1.350.000 with integrated C.T. 600/5A, 5,00 VA, class 0,5; calibrated, for triple pole measurement	1 piece	5.8 kg
1.370.095	P1023260	V-terminal for V-terminal clamps size 1,2,3	MULTIVERT® 1.370.000 with integrated C.T. 600/5A, 5,00 VA, class 1 for triple pole measurement	1 piece	6 kg
1.370.076	M1023258	V-terminal for V-terminal clamps size 1,2,3	MULTIVERT® 1.370.000 with integrated C.T. 600/5A, 5,00 VA, class 0,5; calibrated, for triple pole measurement	1 piece	5.9 kg
1.380.000	R1023262	M12 bus bar terminal	MULTIVERT® with lateral bus bar terminals bus bar coupler switch cable terminal connection to right or left side possible	1 piece	4.77 kg

MULTIVERT® 630A  
Size 3, 690VAC

## ACCESSORIES



1.002.095



1.002.458



MZKAB



MZKHO



MZKAB1



MZVHB



MZKHV

## Cover/shrouds for cable termination

Catalog number	Item number	Design	Application	Package	Weight
1.002.095	J1002279	cover shroud for extended cover length 70 mm	bottom terminal	1 piece	0.12 kg
1.002.458	N1023305	cover shroud for multiple termination length 205,5mm	bottom terminal	1 piece	0.16 kg
MZKAB	J1023301	cover shroud for clamp terminal connection in feeder pillars length 138,5 mm	top terminal	1 piece	0.10 kg
MZKHO	G217655	cover shroud for cable terminal connections with cable lugs on switchboards with central cover length 190 mm	top terminal	1 piece	0.13 kg
MZKAB1	K1023302	cover shroud for special (high) clamp terminal connection in feeder pillars length 138,5 mm	top terminal	1 piece	0.12 kg
MZVHB	L1023303	extended cover shroud length 257 mm	top terminal	1 piece	0.23 kg
MZKHV	A1002202	cover shroud for installation in distribution units with central cover (height of supporting edge reduced by 16 mm) length 145 mm	top terminal	1 piece	0.09 kg



1.001.510



MZAW

## Covers/level &amp; system adjustment covers

Catalog number	Item number	Design	Package	Weight
1.001.510	K1002280	cover shield to support central cover 1 set = 2 pieces	1 set	0.15 kg
MZAW	D218687	support angle for support of cover plate 1 set = 4 pieces	1 set	0.03 kg

MULTIVERT® 630A  
Size 3, 690VAC

## ACCESSORIES



MZO1LPAP MZLPAP 1.002.493



1.002.492 1.002.830 1.002.829



1.002.648 1.000.192

## Covers/spare way covers

Catalog number	Item number	Design	Application	Package	Weight
MZO1LPAP	C1023410	spare way cover without level adjustment width 50 mm, length 500 mm including fixing material	bus bar system 185 mm	1 piece	60 g
MZLPAP	D1023411	spare way cover width 100 mm, length 612 mm including 2 pieces M12 fixing screws (distance of fixing holes 185 mm)	bus bar system 185 mm	1 piece	0.56 kg
1.002.493	N1002283	spare way cover width 50 mm, length 630 mm for covering of open installation spaces in distribution units with central cover	bus bar system 185 mm	1 piece	0.14 kg
1.002.492	M1002282	spare way cover width 100 mm, length 630 mm for covering of open installation spaces in distribution units with central cover	bus bar system 185 mm	1 piece	0.20 kg
1.002.830	E1023412	spare way cover width 50 mm, length 630 mm with level adjustment 123 mm for bus bar installation, set = cover + fixing set (2 distance pieces, 2 screw rivets)	bus bar system 185 mm	1 set	0.20 kg
1.002.829	F1023413	spare way cover width 100 mm, length 630 mm with level adjustment 123 mm for bus bar installation set = cover + fixing set (2 distance pieces, 2 screw rivets)	bus bar system 185 mm	1 set	0.27 kg

## Installation devices/bus bar installation

Catalog number	Item number	Design	Package	Weight
1.002.648	T1023448	M12 insert nut, size 2 and 3 1 set = 30 pieces	1 set	0.28 kg
1.000.192	P1002284	hooked clamp size 1, 2, 3, M = 15–20 Nm hexagon socket connection (inbus) for MULTIVERT®/BSL with top or bottom terminal 1 set = 3 pieces	1 set	0.47 kg



MULTIVERT® 630A  
Size 3, 690VAC

## ACCESSORIES



1.002.940



MZESM



1.000.829



1.000.852

## Indication facilities

Catalog number	Item number	Design	Package	Weight
1.002.940	Z1023453	electronic fuse monitoring ESÜ size 1,2,3 for MULTIVERT® 250 A, 400 A, 630 A with cabling of instrument leads (rated voltage 525VAC)	1 piece	0.85 kg
MZESM	J228766	Electronic System Monitor ESM size 1,2,3 for MULTIVERT® 250 A, 400 A, 630 A with cabling of instrument leads	1 piece	0.10 kg
1.000.829	L1023418	electro-mechanical fuse monitoring (galvanic isolation) MZS size 1,2,3 for MULTIVERT® 250 A, 400 A, 630 A with cabling of instrument leads	1 piece	0.31 kg
1.000.852	Q1002285	indicator for switch door position micro switch, 1 change-over contact 5 A, 250 V	1 piece	90 g



1.000.102



1.000.103



1.000.104



1.000.109

## Amperemeter units

Catalog number	Item number	Design	Package	Weight
1.000.102	M1023281	size 1, 2, 3, 250 A, with drag indicator, single pole measurement	1 piece	83 g
1.000.103	N1023282	size 2, 3, 400 A, with drag indicator, single pole measurement	1 piece	83 g
1.000.104	P1023283	size 3, 630 A, with drag indicator, single pole measurement	1 piece	83 g
1.000.105	J1023278	size 3, 1000 A, with drag indicator, single pole measurement	1 piece	83 g
1.000.108	T1023287	size 1, 2, 3, 250 A, with drag indicator, triple pole measurement (optional L1, L2, L3)	1 piece	83 g
1.000.109	V1023288	size 2, 3, 400 A, with drag indicator, triple pole measurement (optional L1, L2, L3)	1 piece	83 g
1.000.110	W1023289	size 3, 630 A, with drag indicator, triple pole measurement (optional L1, L2, L3)	1 piece	83 g
1.000.111	Q1023284	size 3, 1000 A, with drag indicator, triple pole measurement (optional L1, L2, L3)	1 piece	83 g



1.002.294



1.002.295

## Amperemeter for direct frontal installation

Catalog number	Item number	Design	Package	Weight
1.002.294	G1023276	size 2/3, 400 / 200 / 5A, with drag indicator, for NH-measuring fuse link, single pole measurement	1 piece	0.14 kg
1.002.295	H1023277	size 2/3, 600 / 300 / 5A, with drag indicator, for NH-measuring fuse link, single pole measurement	1 piece	0.14 kg

MULTIVERT® 630A  
Size 3, 690VAC

## ACCESSORIES



MZ3SW400




SZ1SW600



MZPR600

## Current transformers/external current transformers

Catalog number	Item number	Design	Package	Weight
MZ1SW250	K1024567	current transformer up to 250/5A for single pole measurement, class 1 set = 1 piece current transformer + 3 pieces distance tubes for level adjustment, 1 piece installed in the current transformer, 2 pieces additionally packed	1 set	0.88 kg
MZ1SW400	N1024570	current transformer up to 400/5A for single pole measurement, class 1 set = 1 piece current transformer + 3 pieces distance tubes for level adjustment, 1 piece installed in the current transformer, 2 pieces additionally packed	1 set	0.89 kg
MZ1SW600	R1024573	current transformer up to 600/5A for single pole measurement, class 1 set = 1 piece current transformer + 3 pieces distance tubes for level adjustment, 1 piece installed in the current transformer, 2 pieces additionally packed	1 set	1.22 kg
MZ1SW1000	E1024562	current transformer up to 1000/5A for single pole measurement, class 1 set = 1 piece current transformer + 3 pieces distance tubes for level adjustment, 1 piece installed in the current transformer, 2 pieces additionally packed	1 set	1.92 kg
MZ3SW250	M1024569	current transformer up to 250/5A for triple pole measurement, class 1 set = 3 pieces current transformer with distance tubes for level adjustment, 3 pieces installed in the current transformer	1 set	1.38 kg
MZ3SW400	Q1024572	current transformer up to 400/5A for triple pole measurement, class 1 set = 3 pieces current transformer with distance tubes for level adjustment, 3 pieces installed in the current transformer	1 set	1.43 kg
MZ3SW600	T1024575	current transformer up to 600/5A for triple pole measurement, class 1 set = 3 pieces current transformer with distance tubes for level adjustment, 3 pieces installed in the current transformer	1 set	1.43 kg
MZ3SW1000	G1024564	current transformer up to 1000/5A for triple pole measurement, class 1 set = 3 pieces current transformer with distance tubes for level adjustment, 3 pieces installed in the current transformer	1 set	2.47 kg
SZ1SW250	L1024568	current transformer up to 250/5A, class 1, for single pole measurement	1 piece	0.43 kg
SZ1SW400	P1024571	current transformer up to 400/5A, class 1, for single pole measurement	1 piece	0.46 kg
SZ1SW600	S1024574	current transformer up to 600/5A, class 1, for single pole measurement	1 piece	0.4 kg
SZ1SW1000	F1024563	current transformer up to 1000/5A, class 1, for single pole measurement	1 piece	0.81 kg
MZPR600	S1024597	distance tube for level adjustment, up to 600/5A, supplementary set for neighbouring MULTIVERT® without measurement to obtain uniform profile in height 1 set = 3 pieces	1 set	0.62 kg

MULTIVERT®  
MULTIBLOC®

MZBT

## Labelling facilities

Catalog number	Item number	Design	Package	Weight
MZBT	B222181	label holder size 1, 2, 3	1 piece	30 g

MULTIVERT® 630A  
Size 3, 690VAC

## ACCESSORIES



1.002.909

1.002.910

22SZVK42

1.000.099

1.003.286

1.001.667

1.003.377

1.002.255

## Varieties of cable termination

Catalog number	Item number	Design	Package	Weight
1.002.909	K1024613	V-terminal clamp size 1,2,3, 95-240 mm <sup>2</sup> single solid, 70-240 mm <sup>2</sup> single stranded, 50-185 mm <sup>2</sup> round stranded, 70-240 mm <sup>2</sup> round solid, M = 23 -27 Nm 1 set = 3 pieces	1 set	0.24 kg
1.002.910	L1024614	V-terminal clamp size 1,2,3, 95-300 mm <sup>2</sup> single solid, 70-240 mm <sup>2</sup> single stranded, 50-185 mm <sup>2</sup> round stranded, 70-240 mm <sup>2</sup> round solid, M = 23 -27 Nm 1 set = 3 pieces	1 set	0.26 kg
22SZVK42	Q1024618	V-terminal clamp size 1,2,3 for 2 conductors 50-240 mm <sup>2</sup> single solid, 50-185 mm <sup>2</sup> single stranded, 50-185 mm <sup>2</sup> round stranded, 70-240 mm <sup>2</sup> round solid M = 23-27 Nm	1 piece	6.8 g
1.000.099	E1023436	insulation cap for V-terminal clamp size 1,2,3	1 piece	0.1 g
1.003.286	Q1024595	supplementary set for V-terminal size 1,2,3 set = 3 pieces V-clamps, cover shroud and labels for size 1, 2 and 3	1 set	0.23 kg
1.001.667	F1023275	adapter for double terminal L3	1 piece	0.25 kg
1.003.377	Y1024579	supplementary set for multiple termination, top terminal 2 cable lugs Cu/Al: up to max. 300 mm <sup>2</sup> round stranded, sectoral stranded, 3 cable lugs Cu: up to max. 150 mm <sup>2</sup> round stranded, sectoral stranded, M = 32-38 Nm	1 set	1.74 kg
1.002.255	B1024582	supplementary set for multiple termination, bottom terminal 2 cable lugs Cu/Al: up to max. 300 mm <sup>2</sup> round stranded, sectoral stranded, 3 cable lugs Cu: up to max. 150 mm <sup>2</sup> round stranded, sectoral stranded, M = 32-38 Nm	1 set	1.68 kg

## MULTIVERT® 630A 4P (3P+N)

PRODUCT RANGE

Size 3, 690VAC

## MULTIVERT® 630 A size 3 185 mm 4P (3P+N)

Catalog number	Item number	Cable termination components	Design	Package	Weight
4.350.000	G1056005	M12 bolts	4P (3P+N)	1 piece	8.9 kg
4.370.000	W1058272	V-terminal for V-clamps	4P (3P+N)	1 piece	8.9 kg
4.380.000	X1058273	M12 bus bar terminal V-terminal for N pole	4P (3P+N) MULTIVERT with lateral busbar terminals, busbar coupler switch	1 piece	6.5 kg



4.350.000

## ACCESSORIES



1.002.095

## Cover/shrouds for cable termination

Catalog number	Item number	Design	Application	Package	Weight
1.002.095	J1002279	cover shroud for extended cover length 70 mm	bottom terminal	1 piece	0.12 kg



MZA W

## Covers/level &amp; system adjustment covers


Catalog number	Item number	Design	Package	Weight
MZAW	D218687	support angle for support of cover plate 1 set = 4 pieces	1 set	27 g



1.000.852

## Indication facilities

Catalog number	Item number	Design	Package	Weight
1.000.852	Q1002285	indicator for switch door position micro switch, 1 change-over contact 5 A, 250 V	1 piece	90 g



MZBT

## Labelling facilities

Catalog number	Item number	Design	Package	Weight
MZBT	B222181	label holder size 1, 2, 3	1 piece	30 g



1.004.402

## Varieties of cable termination

Catalog number	Item number	Design	Package	Weight
1.004.402	G1058305	V-terminal clamp size 1,2,3, 95-240 mm <sup>2</sup> single solid, 70-240 mm <sup>2</sup> single stranded, 50-185 mm <sup>2</sup> round stranded, 70-240 mm <sup>2</sup> round solid, M = 23 -27 Nm 1 set = 4 pieces	1 set	0.3 kg
1.004.403	H1058306	V-terminal clamp size 1,2,3, 95-300 mm <sup>2</sup> single solid, 70-240 mm <sup>2</sup> single stranded, 50-185 mm <sup>2</sup> round stranded, 70-240 mm <sup>2</sup> round solid, M = 23 -27 Nm 1 set = 4 pieces	1 set	0.3 kg



1.004.403

MERSEN reserves the right to change, update or correct, without notice, any information contained in this datasheet.

## MULTIVERT® 800A, 1260A

PRODUCT RANGE

## Double Fuse Switch Disconnecter Size 2 and 3



1.400.000

**MULTIVERT® NH-double vertical fuse switch disconnecter 800 A single pole switching for NH-fuse links size 2**

Catalog number	Item number	Cable termination components	Package	Weight
1.400.000	W1023266	triple cable termination M12 bolt	1 piece	11.6 kg
1.400.004	X1023267	quadruple cable termination M12 bolt	1 piece	12.12 kg

**MULTIVERT® NH-double vertical fuse switch disconnecter 1260 A single pole switching for NH-fuse links size 3**

Catalog number	Item number	Cable termination components	Package	Weight
1.500.000	S1023125	triple cable termination M12 bolt	1 piece	13.3 kg
1.500.004	T1023126	quadruple cable termination M12 bolt	1 piece	13.8 kg



1.450.000

**MULTIVERT® NH-double vertical fuse switch disconnecter 800 A triple pole switching for NH-fuse links size 2**

Catalog number	Item number	Cable termination components	Package	Weight
1.450.000	Y1023268	triple cable termination M12 bolt	1 piece	11.9 kg
1.450.004	Z1023269	quadruple cable termination M12 bolt	1 piece	12.3 kg

**MULTIVERT® NH-double vertical fuse switch disconnecter 1260 A triple pole switching for NH-fuse links size 3**

Catalog number	Item number	Cable termination components	Package	Weight
1.550.000	V1023127	triple cable termination M12 bolt	1 piece	13.3 kg
1.550.004	W1023128	quadruple cable termination M12 bolt	1 piece	13.8 kg

## MULTIVERT® 1260A, 1600A

PRODUCT RANGE

Double Switch Disconnecter Size 2 and 3



1.400.000

**MULTIVERT® NH-double vertical switch disconnecter 1260 A single pole switching****1260 A - application of NH-solid links size 2, 630 A, Art.Nr. 22SZSM1****800 A - application of NH-solid links size 2, 400 A**

Catalog number	Item number	Cable termination components	Package	Weight
1.400.000	W1023266	triple cable termination M12 bolt	1 piece	11.6 kg
1.400.004	X1023267	quadruple cable termination M12 bolt	1 piece	12.12 kg

**MULTIVERT® NH-double vertical switch disconnecter 1600 A single pole switching****1600 A - application of NH-solid links size 3, 1000 A, Art.Nr. 33SZSM2****1260 A - application of NH-solid links size 3, 630 A**

Catalog number	Item number	Cable termination components	Package	Weight
1.500.000	S1023125	triple cable termination M12 bolt	1 piece	13.3 kg
1.500.004	T1023126	quadruple cable termination M12 bolt	1 piece	13.8 kg

## MULTIVERT® 1260A, 1600A

PRODUCT RANGE

Double Switch Disconnecter Size 2 and 3



1.450.000

**MULTIVERT® NH-double vertical switch disconnecter 1260 A triple pole switching****1260 A - application of NH-solid links size 2, 630 A, Art.Nr. 22SZSM1****800 A - application of NH-solid links size 2, 400 A**

Catalog number	Item number	Cable termination components	Package	Weight
1.450.000	Y1023268	triple cable termination M12 bolt	1 piece	11.9 kg
1.450.004	Z1023269	quadruple cable termination M12 bolt	1 piece	12.3 kg

**MULTIVERT® NH-double vertical switch disconnecter 1600 A triple pole switching****1600 A - application of NH-solid links size 3, 1000 A, Art.Nr. 33SZSM2****1260 A - application of NH-solid links size 3, 630 A**

Catalog number	Item number	Cable termination components	Package	Weight
1.550.000	V1023127	triple cable termination M12 bolt	1 piece	13.3 kg
1.550.004	W1023128	quadruple cable termination M12 bolt	1 piece	13.8 kg

## ACCESSORIES

## Cover/shrouds for cable termination



1.002.394

Catalog number	Item number	Design	Application	Package	Weight
1.002.394	Z1023407	cover shroud for double vertical switch, width 200 mm, length 224 mm	bottom terminal	1 piece	0.45 kg
1.003.320	M1023304	cover shroud for double vertical switch, width 200 mm, length 278 mm	top terminal	1 piece	0.31 kg



1.003.320

## MULTIVERT® 1000A

Main Incomer, 690VAC

PRODUCT RANGE



1.762.900

**MULTIVERT® main incomer 1000 A 1 x triple pole switching**

Catalog number	Item number	Cable termination components	Design	Package	Weight
1.762.900	P1023122	M12 multiple termination Al/Cu max. 300 mm <sup>2</sup> round stranded, sectoral stranded (2 cable lugs), Cu max. 150 mm <sup>2</sup> round stranded, sectoral stranded (3 cable lugs), M = 32-38 Nm	with ready fitted NH-solid links 1000 A	1 piece	11.8 kg



1.712.900

**MULTIVERT® main incomer 1000 A 3 x single pole switching**

Catalog number	Item number	Cable termination components	Design	Package	Weight
1.712.900	N1023121	M12 multiple termination Al/Cu max. 300 mm <sup>2</sup> round stranded, sectoral stranded (2 cable lugs), Cu max. 150 mm <sup>2</sup> round stranded, sectoral stranded (3 cable lugs), M = 32-38 Nm	with ready fitted NH-solid links 1000 A	1 piece	11.5 kg



## MULTIVERT® 630kVA/910A

Transformer Main Incomers, 690VAC

PRODUCT RANGE



MV6M301K701G

### MULTIVERT® transformer main incomer 630 kVA / 910 A 1 x triple pole switching

Catalog number	Item number	Cable termination components	Design	Package	Weight
MV6M301K701G	V1023265	M12 multiple termination Al/Cu max. 300 mm <sup>2</sup> round stranded, sectoral stranded (2 cable lugs), Cu max. 150 mm <sup>2</sup> round stranded, sectoral stranded (3 cable lugs), M = 32-38 Nm	for NH-fuse links "gTr"	1 piece	1.36 kg

## MULTIVERT® 1250A

PRODUCT RANGE

Size 4a, 690VAC



1.000.093 1.000.094

**MULTIVERT® 1250 A size 4a 3 x single pole switching**

Catalog number	Item number	Cable termination components	Design	Package	Weight
1.000.093	A1023270	M16 screw terminal	bottom terminal	1 piece	16.4 kg
1.000.094	B1023271	M16 screw terminal	top terminal	1 piece	16.4 kg

MULTIVERT®  
MULTIBLOC®

## MULTIVERT® 1600A

PRODUCT RANGE

Size 4a, 690VAC



1.000.095 1.000.096

**MULTIVERT® 1600 A size 4a 3 x single pole switching**

Catalog number	Item number	Cable termination components	Design	Package	Weight
1.000.095	C1023272	2xM12 screw terminal	bottom terminal	1 piece	16.5 kg
1.000.096	D1023273	2xM12 screw terminal	top terminal	1 piece	16.5 kg